

CASEMAKER 2.2TM

An orange line that starts horizontally from the left, then angles upwards to the right, and then continues horizontally to the right edge of the page.

Lawriter LLC

ONLINE USER GUIDE

A horizontal bar with a white border, divided into two colored sections: a larger orange section on the left and a smaller blue section on the right.

CASEMAKER 2.2 ONLINE USER GUIDE

a step-by-step instructional guide

Table of Contents

Getting Started.....	1
Library Navbar.....	1
State Libraries.....	2-3
Case Law Search Options.....	4
Full Document Search Query.....	5-10
'AND' Search.....	5
'OR' Search.....	5
'NOT' Search.....	5
'PHRASE' Search.....	6
Intersection Search.....	6
Proximity Search.....	7
Thesaurus Search.....	8
Suffix Expansion Search.....	8
Multiple Function Search.....	8
Inclusion Search.....	9
Query Box.....	9
Navigation Bar Function.....	11
CASEcheck.....	12
CASEcheckPlus.....	13
CASEknowledge.....	14
MultiBook Searches.....	15
Simultaneous MultiState Searches.....	16
Browse Mode.....	17
SUPERCode.....	17
Legal Forms.....	18
Print.....	18

© Lawriter LLC
1467 Greenbrier Place, Suite #6
Charlottesville, VA 22901
Phone: 1-877-659-0801
Email: helpdesk@lawriter.net

GETTING STARTED

Welcome to Casemaker 2.2.

The following User Guide will help you navigate the system.

If you have any questions, feel free to contact our Legal Support Team (toll free) at **877-659-0801** [or] **helpdesk@lawriter.net**.

LOGGING IN:

Casemaker Consortium Members have immediate access to Casemaker 2.2.

Go to Your Bar Association's website, find the Casemaker logo and area, log in with the ID and password provided by your bar, and you may start your searching. It's really that easy. If you are having trouble, please contact your Bar.

LIBRARY NAVBAR

This is the first tier of searching



STATE LIBRARIES

Upon logging into Casemaker, you are automatically placed in your state library. Casemaker online libraries provide users access to Federal legal research materials, Case Law and Codes for all 50 states and the District of Columbia. Casemaker Consortium member state libraries contain additional content that the state bars have requested. Casemaker updates non-consortium state libraries to include, at a minimum, Case Law, State Code, and Constitution.

Sign Out | Live Training | Tell Us **CASEMAKER**

Bar Logo **CASEMAKER 2.2™**

Home State Libraries Federal Libraries Legal Forms Help Print

State Libraries MultiState Case Law

Alabama	Illinois	Montana	Rhode Island
Alaska	Indiana	Nebraska	South Carolina
Arizona	Iowa	Nevada	South Dakota
Arkansas	Kansas	New Hampshire	Tennessee
California	Kentucky	New Jersey	Texas
Colorado	Louisiana	New Mexico	Utah
Connecticut	Maine	New York	Vermont
Delaware	Maryland	North Carolina	Virginia
District of Columbia	Massachusetts	North Dakota	Washington
Florida	Michigan	Ohio	West Virginia
Georgia	Minnesota	Oklahoma	Wisconsin
Hawaii	Mississippi	Oregon	Wyoming
Idaho	Missouri	Pennsylvania	

Copyright © 2009 Lawriter, LLC. All Rights Reserved.

By clicking the link to the appropriate library in the State Libraries page, the user is taken directly to an alphabetical list of books available in that particular library.

Sign Out | Live Training | Tell Us **CASEMAKER**

CASEMAKER 2.2™

Home State Libraries Federal Libraries Legal Forms Help

Ohio Print

Ohio Library MultiBook Search : Currency

Administrative Code	Constitution	OSBA Jury Instructions	State Court Rules
Attorney General	Ethics Opinions	OSBA Report Online	Unreported Apps 1981
Opinions	Federal Rules	Revised Code	- May
Case Law	Ohio Jury Instructions	Session Laws	Verdi
Civil Rights Commission			Cour

Copyright © 2010 Lawriter, LLC. All Rights Reserved.

The currency of the materials can quickly be determined by clicking on the Currency link

ADDITIONAL BUTTON FUNCTIONS:

- Print provides the user with printable documents in .pdf, word, and/or html format. Word and .pdf formats are in dual-column layout.
- The Help button links the user to Casemaker's Online User Guide
- Your stationary bar logo links to your Bar Association's website.

CASE LAW SEARCH OPTIONS

The search form allows users to enter terms into the Full Document box. Case specific information can be entered into the Advanced Fields boxes. If the citation is known, it can be entered into the Cite box.

The screenshot shows the Casemaker 2.2 search interface. At the top, there is a navigation bar with 'Home', 'State Libraries', 'Federal Libraries', 'Legal Forms', and 'Help'. Below this is a breadcrumb trail: 'Ohio > Case Law > Search'. A search bar contains the text 'tax fraud convicted'. To the right of the search bar is a 'Clear Search' button. Below the search bar is the 'Advanced Fields' section, which includes several input boxes: 'Cite' (1 P.3d 234), 'Case Name' (Smith), 'Docket No.' (CV - 123), 'Court' (Superior), 'Attorney', 'Opinion Author' (Roberts), 'Panel' (Roberts, Stevens, Casey), and 'Date Decided' (01/01/2000 to 01/01/2002). Below the advanced fields is an 'Options' section with a 'Sort Order' dropdown menu set to 'Date Decided Descending'. A 'Search' button is located at the bottom of the form.

Callout boxes provide the following information:

- Search terms are entered here:** Points to the search bar containing 'tax fraud convicted'.
- If the citation is known, it can be entered into the CITE Box:** Points to the 'Cite' field containing '1 P.3d 234'.
- If any party name involved with the case is known, it can be entered into the CASE NAME box.** Points to the 'Case Name' field containing 'Smith'.
- If the Docket Number is known, it can be entered into the DOCKET NO. box.** Points to the 'Docket No.' field containing 'CV - 123'.
- If the Court is known, it can be entered into the COURT box. NOTE: If using a District Court, you must spell out the District Number (i.e. 5th = fifth)** Points to the 'Court' field containing 'Superior'.
- By accessing the Results Order dropdown menu, users may choose between "Date Decided Descending", "Date Decided Ascending", and "Rank*"** Points to the 'Sort Order' dropdown menu.
- If a date parameter is desired, it can be entered in DATE DECIDED box.** Points to the 'Date Decided' field.
- "Clear Search" will remove all previous search functions.** Points to the 'Clear Search' button.
- If the author is known, this can be entered into the OPINION AUTHOR box.** Points to the 'Opinion Author' field containing 'Roberts'.
- If other judges who also ruled on the case are known, their name(s) can be entered into the PANEL box.** Points to the 'Panel' field containing 'Roberts, Stevens, Casey'.

*Please note: Rank refers to the relative number of hits of search items.

FOUR BASIC SEARCH FUNCTIONS

'AND' Search:

By separating words with just a space, documents with all search terms will appear.

The screenshot shows a search interface with a header 'Search' and a 'Clear Search' button. Below the header is a dropdown menu set to 'Full Document'. The search input field contains the text 'contract arbitration'.

yields documents containing **both** search terms.

'OR' Search:

By putting parentheses around two terms separated by a comma (no spaces allowed), the user will find documents with either term in the text or both.

The screenshot shows a search interface with a header 'Search' and a 'Clear Search' button. Below the header is a dropdown menu set to 'Full Document'. The search input field contains the text '(alimony,support)'.

yields documents containing either or both search terms.

'NOT' (exclusion) Search:

By placing a hyphen in front of a term (no spaces allowed), the unwanted term is eliminated from the search.

The screenshot shows a search interface with a header 'Search' and a 'Clear Search' button. Below the header is a dropdown menu set to 'Full Document'. The search input field contains the text 'property-residential'.

yields documents with the term "property" but excludes documents with "property" and "residential"

'PHRASE' Search:

By surrounding a phrase with quotation marks, documents with that exact phrase appear.



The screenshot shows a search interface with a header bar containing 'Search' and a 'Clear Search' button. Below the header is a dropdown menu labeled 'Full Document'. The main search area contains a text input field with the text '"statute of limitations"' entered.

yields documents containing the exact phrase, "statute of limitations"

ADDITIONAL SEARCH FUNCTIONS

Intersection Search:

By putting the "at" symbol in front of a number, the user can return documents with multiple terms present.



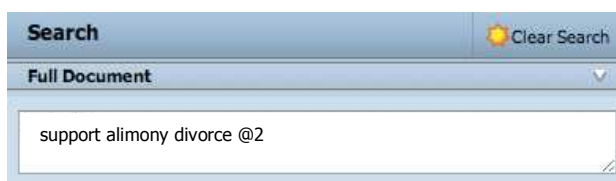
The screenshot shows a search interface with a header bar containing 'Search' and a 'Clear Search' button. Below the header is a dropdown menu labeled 'Full Document'. The main search area contains a text input field with the text 'support alimony divorce @1' entered.

EX: support alimony divorce @1
Yields results with at least 2 of the terms - similar to an "or"



The screenshot shows a search interface with a header bar containing 'Search' and a 'Clear Search' button. Below the header is a dropdown menu labeled 'Full Document'. The main search area contains a text input field with the text 'support alimony divorce @0' entered.

EX: support alimony divorce @0
Yields any of the 3 terms

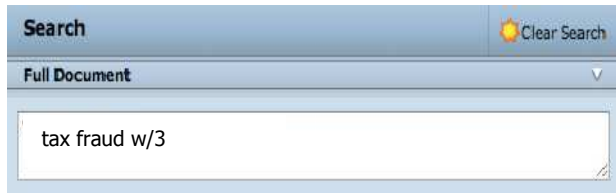


The screenshot shows a search interface with a header bar containing 'Search' and a 'Clear Search' button. Below the header is a dropdown menu labeled 'Full Document'. The main search area contains a text input field with the text 'support alimony divorce @2' entered.

EX: support alimony divorce @2
Yields all terms - similar to "and" search.

PROXIMITY Search:

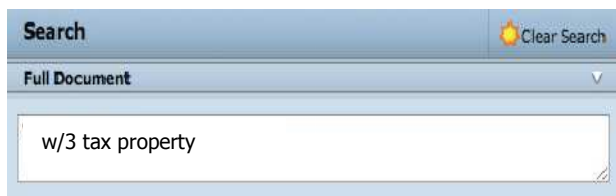
All proximity parameters can be entered into any search field box by using w/_. The proximity parameter can be placed anywhere within the search string.



Search Clear Search

Full Document

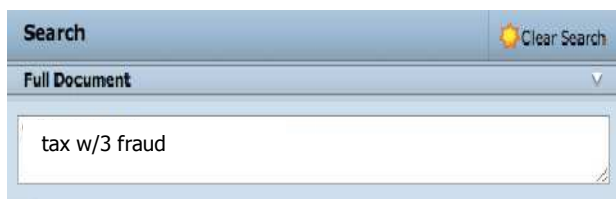
tax fraud w/3



Search Clear Search

Full Document

w/3 tax property



Search Clear Search

Full Document

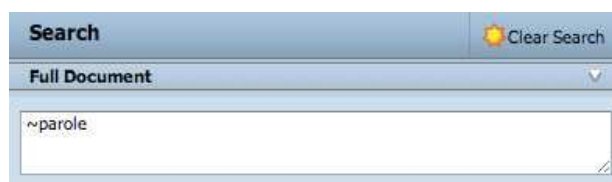
tax w/3 fraud

yields terms "tax" and "fraud" within 3 *words* of each other

NOTE: the w/3 may be placed after or before any search term in box.

'THESAURUS' Search:

By placing a tilde (~) immediately in front of a term, documents with that term and/or any synonyms of the word appear.

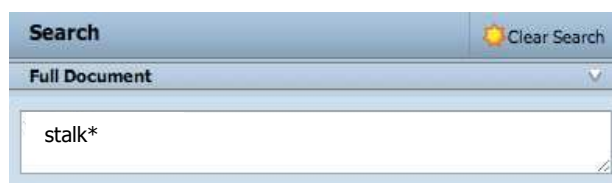


The screenshot shows a search interface with a header bar containing the word "Search" and a "Clear Search" button. Below the header is a dropdown menu labeled "Full Document". The main search area is a text box containing the text "~parole".

yields documents containing:
"parole," "probation," "release,"
"free," "discharge," etc.

SUFFIX EXPANSION Search:

By placing an asterisk (*) directly behind a root word, *all forms* (plurals, past tense, etc.) will be found.



The screenshot shows a search interface with a header bar containing the word "Search" and a "Clear Search" button. Below the header is a dropdown menu labeled "Full Document". The main search area is a text box containing the text "stalk*".

Example: **stalk*** will yield
documents containing: *stalk*,
stalks, *stalker*, *stalking*, etc.

MULTIPLE FUNCTION Search:

The above search functions can be combined in the same search.



The screenshot shows a search interface with a header bar containing the word "Search" and a "Clear Search" button. Below the header is a dropdown menu labeled "Full Document". The main search area is a text box containing the text "divorce (alimony,support)".

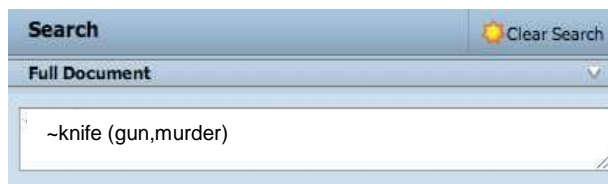
yields "divorce" and "alimony;"
"divorce" and "support;" or
"divorce" and "alimony" and
"support."

MULTIPLE FUNCTION Search (continued):



The screenshot shows a search window with a title bar 'Search' and a 'Clear Search' button. Below the title bar is a dropdown menu labeled 'Full Document'. The search input field contains the text '-gun ~knife'.

yields any synonym for "knife",
but not gun



The screenshot shows a search window with a title bar 'Search' and a 'Clear Search' button. Below the title bar is a dropdown menu labeled 'Full Document'. The search input field contains the text '~knife (gun,murder)'.

yields any type of knife with
"gun" or "murder"

Inclusion Search:



The screenshot shows a search window with a title bar 'Search' and a 'Clear Search' button. Below the title bar is a dropdown menu labeled 'Full Document'. The search input field contains the text '+lien'.

yields results that MUST include
"lien"



The screenshot shows a search window with a title bar 'Search' and a 'Clear Search' button. Below the title bar is a dropdown menu labeled 'Full Document'. The search input field contains the text '+lien mortgage property @1'.

Yields results that MUST include
"lien" AND either "mortgage"
OR "property"



The screenshot shows a search window with a title bar 'Search' and a 'Clear Search' button. Below the title bar is a dropdown menu labeled 'Full Document'. The search input field contains the text '+lien mortgage ~property @1'.

Yields results that MUST include
"lien" AND either "mortgage"
OR any synonym for "property"

Inclusion Search (continued):



The screenshot shows a search window with a header 'Search' and a 'Clear Search' button. Below the header is a dropdown menu labeled 'Full Document'. The main search area contains the query: `+lien mortgage ~property contract* @2`.

Yields results that MUST include "lien" AND at least 2 of the following: "mortgage", any synonym for "property", and/or suffix expansion of "contract"



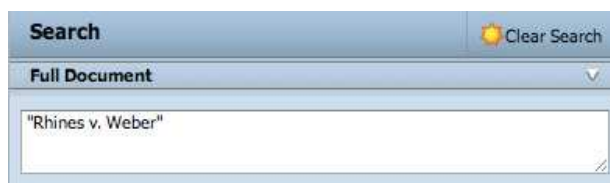
The screenshot shows a search window with a header 'Search' and a 'Clear Search' button. Below the header is a dropdown menu labeled 'Full Document'. The main search area contains the query: `+~lien mortgage property -contract* @1`.

Yields results that MUST include "lien" and/or any synonym of "lien", with either "mortgage" OR "property", but NOT any word starting with "contract".

Searching in the FULL DOCUMENT QUERY box:

Users can use the Full Document box to search for a desired case or statute. The best way to accomplish this is by enclosing the case or statute in quotation marks as a phrase.

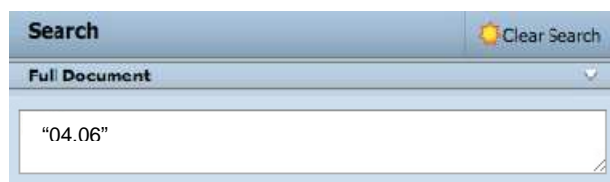
Case:



The screenshot shows a search window with a header 'Search' and a 'Clear Search' button. Below the header is a dropdown menu labeled 'Full Document'. The main search area contains the query: `"Rhines v. Weber"`.

yields the specific case and/or any case that has cited the specific case

Statute:



The screenshot shows a search window with a header 'Search' and a 'Clear Search' button. Below the header is a dropdown menu labeled 'Full Document'. The main search area contains the query: `"04.06"`.

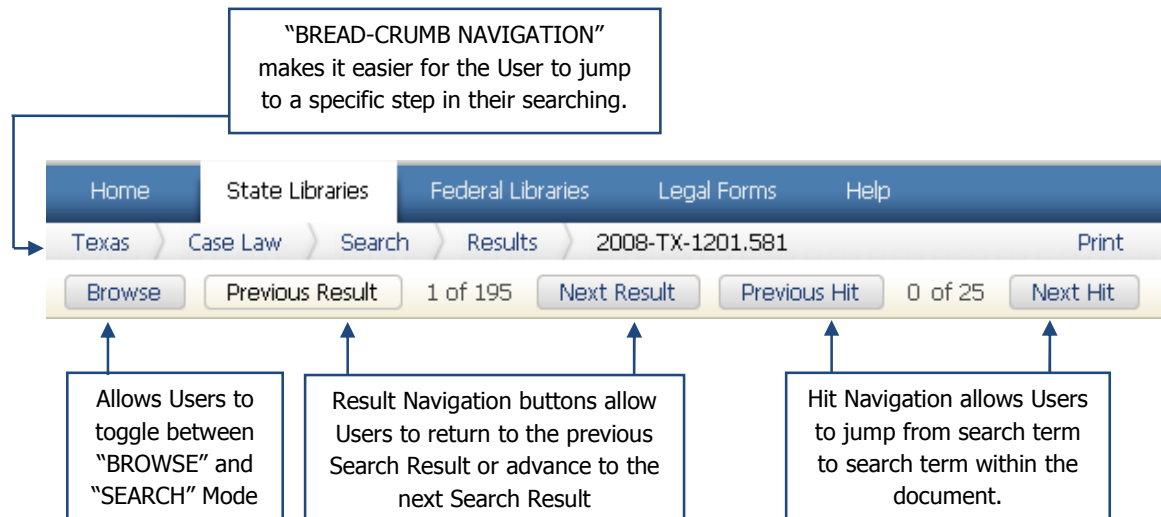
yields section of statutes
NOTE: depending upon your state's code, you may need to place periods, colons or hyphens between code, chapter, and section number

Please Note:

Commonly occurring words (i.e. judge, court, etc.) that appear in virtually every case may cause an error message and should be avoided.

NAVIGATION BAR FUNCTION

Once a case is selected, additional navigation options appear:



Hit Navigation:

When searching for specific terms within a case, those terms will be counted and highlighted in **red**. You can jump from search term to search term by using the "Previous Hit" or "Next Hit" buttons.

The screenshot shows a case document for '09-0343 In re R.D.'. The document title is 'In the Matter of R.D., a Juvenile'. The court is the 'Supreme Court of Texas' and the date is 'February 12, 2010'. The document is an 'OPINION' by 'PER CURIAM'. The text of the opinion begins with 'In this case a jury found that R.D., a juvenile, engaged in delinquent conduct of aggravated robbery. R.D. filed a motion for new trial generally challenging the sufficiency of the evidence to support the jury's verdict, and complaining specifically of the deadly...'. A note box on the right side of the document states: 'Note: examples of terms in red'. An arrow points from this note to the word 'juvenile' in the text, which is highlighted in red. The navigation bar at the top shows 'Home', 'State Libraries', 'Federal Libraries', 'Legal Forms', 'Help', 'Texas', 'Case Law', 'Search', 'Results', '09-0343', and 'Print'. Below the bar are buttons for 'Browse', 'Previous Result', '1 of 2923', 'Next Result', 'Previous Hit', '0 of 17', and 'Next Hit'.

CASECHECK

Casemaker's CASEcheck is an included feature that allows users to instantly determine the treatment of the case in question by a later court. By clicking on the hyperlink beside the case being viewed, CASEcheck transports the user to the exact portion of the later case where the current case is cited.

The screenshot displays the Casemaker CASEcheck interface. At the top, there is a navigation bar with links for Home, State Libraries, Federal Libraries, Legal Forms, and Help. Below this, a breadcrumb trail shows Texas > Case Law > Search > Results > 757 S.W.2d 687. A search bar contains the text '757 S.W.2d 687' and a 'Print' button is visible. Navigation buttons include 'Browse', 'Previous Result', '1 of 1', 'Next Result', 'Previous Hit', '0 of 5', and 'Next Hit'. The main content area shows the citation '757 S.W.2d 687' and the case name 'Richard LUCAS et al., Petitioners, (Tex.)'. Below the citation, the text reads: 'Richard LUCAS et al., Petitioners, V. UNITED STATES of America, Respondent. No. C-6181. Supreme Court of Texas. May 11, 1988. Concurring Opinion of Justice Culver May 25, 1988.' On the right side, the 'CASEcheck' logo is displayed with the tagline 'Is your case still good law?'. Below the logo, there are three sections: 'Current State' (Texas (52)), 'Federal Courts' (U.S. Circuit (2), U.S. District (2)), and 'Other States' (Alaska (1), Alabama (2), Indiana (2), Kansas (1), Kentucky (1)).

Users can read the text surrounding the citation and determine for themselves the treatment of the case in question.

CASEcheck is always visible on the right hand side of the screen when viewing a case in case law. CASEcheck shows the most recent cases in all states and federal libraries, with the current state library being searched shown first, all others in alphabetical order below.

CASECHECK+

CASEcheck+ combines with existing CASEcheck feature by using color and icons to identify current case status... with "jump to" within the case's where cited.











Quick, accurate, easy-to-use...to immediately know if your case is good law!


CASEcheck+ is a powerful new service provided by Casemaker. With our existing CASEcheck feature, you currently know whenever your case has been referenced by another case. CASEcheck+ takes that service to the next logical step.

CASEcheck+ gives you the precise manner in which a particular case affects the case you are reading. Using our set of easily identifiable icons, you will know instantly if the case has future treatment. CASEcheck+ eliminates hours of research by speeding you directly to the cases you need. It gives you the confidence of knowing that your argument is completely sound and based on the case's most current history.

CASEcheck+ is a subscription based product that may be purchased for a minimal annual fee. Please click on the CASEcheck+ icon within your state library for subscription details.

NOTE: Currently, Casecheck+ is not available in all Casemaker states. We are working to add CasecheckPlus to all states. The Casecheck+ symbol will appear when Casecheck+ becomes available in your state. Once offered in your state, you will have access to all Casecheck+ states.

	criticized
	granted
	modified
	overruled
	overruled in part
	reversed
	superseeded
	questioned
	vacated
	withdrawn

CASEcheck+					
Previous Page	1	2	3	4	Next Page
31.	695 S.W.2d 112	Dale Louis HOLLOWAY, Appellant, v. The STATE of Texas, State. (Tex. App.)			08/08/1985
32.	695 S.W.2d 726	Juan GARZA, Appellant, v. The STATE of Texas, Appellee. (Tex. App.)			07/17/1985
33.	719 S.W.2d 164	Lester BOUTWELL, Appellant, v. The STATE of Texas, Appellee. (Tex. Crim. App.)			04/24/1985
	Questioned by d 773	Neur Wayne FLOURNOY, Appellant, v. The STATE of Texas, State. (Tex. App.)			05/23/1984
35.	672 S.W.2d 246	Cary Wayne HAYES, Appellant, v. The STATE of Texas, Appellee. (Tex. App.)			01/11/1984
36.	655 S.W.2d 284	W.L. TILLIS, Appellant, v. The STATE of Texas, Appellee. (Tex. App.)			05/26/1983
37.	646 S.W.2d 260	James Alan ZAPATA, Appellant, v. The STATE of Texas, Appellee. (Tex. App.)			12/30/1982
38.	640 S.W.2d 889	Lloyd Gregory COLEMAN, Appellant, v. The STATE of Texas, Appellee. (Tex. Crim. App.)			10/06/1982

CASEknowledge identifies the most relevant publication associated to your search:

- State Bar publications
- ABA publications
- ALI-ABA publications

Home State Libraries Federal Libraries Legal Forms Help

Kansas Case Law Search Results Print

Browse Search Previous Page 1 2 3 ... 2849 Next Page

1 thru 10 of 28485

Cite	Decided/ Rank
1. 2009-KS-0102.280 STATE v. JOHNSON	<u>12/31/2008</u> 68.5%
2. 2008-KS-1223.163 SOUTHWESTERN BELL YELLOW PAGES, INC. v. AIRTRAN AIRWAYS, INC.	<u>12/19/2008</u> 61.5%

file a motion not more than 10 days from the

CASEknowledge

ABA Publications

Ch 2 Weather Report: A Digital Perfect Storm?
Author: E. Michael Power & Roland L. Trope
 for which vendors have not yet released or developed a remedial patch). 20 We also anticipate that the most severe, foreseeable threats are **state-sponsored** cyber-attacks that aim to conduct corporate espionage or to disrupt or destroy substantial segments of the nations information
[Buy Now](#)

MULTIBOOK SEARCHES

By clicking on the MultiBook Search link within a selected state library or the federal library, users are taken to a page that will search all books within that specific library simultaneously. Once a search is conducted and a book is chosen, results from the selected book will appear on the right side of the screen. Please note that to start a search simply click your "enter" key.

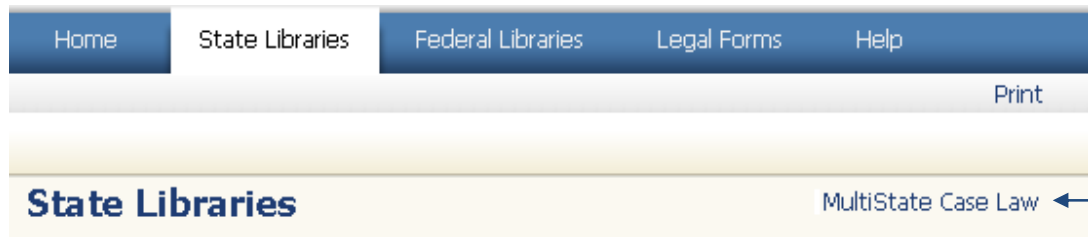
The screenshot shows a navigation bar with the following items: Home, State Libraries, Federal Libraries, Legal Forms, and Help. Below the navigation bar, the word "Federal" is displayed on the left and "Print" on the right. A callout box with a blue border and arrow points to the "MultiBook Search" link, which is followed by a colon and the word "Currency". The text inside the callout box reads: "Click on MultiBook Search in the chosen state/federal library page."

The screenshot shows the "MultiBook" search interface. At the top, there is a navigation bar with "Home", "State Libraries", "Federal Libraries", "Legal Forms", and "Help". Below this, "Federal" and "MultiBook" are displayed, with "Print" on the right. A search input field contains the placeholder text "Type your query here and hit enter". Below the input field is a table with two columns: "Book" and "Hits". The table lists various legal resources, including Bankruptcy Opinions, Bankruptcy Reform Act, Board of Immigration Appeals, Circuit Opinions, Code of Federal Regulations, Constitution, Court of Appeals - Armed Forces, Court of Appeals - Veterans Claims, Court of Claims, Court of International Trade, District Court Opinions, Federal Court Rules, Internal Revenue Service, NTSB Decisions, Supreme Court Opinions, Tax Court, and United States Code. A callout box with a blue border and arrow points to the list of books, containing the text: "Keywords are searched through all books simultaneously." Below the list, there is a "Cross References" section with logos for "CASEcheck" and "CASEknowledge".

SIMULTANEOUS MULTISTATE CASE LAW

By clicking on the State Libraries Menu, users are transported to the full list of 50 States and the District of Columbia (as shown on page 2).

In order to search MultiState Case Law:



Here, the User selects which state(s) that they would like to search within.

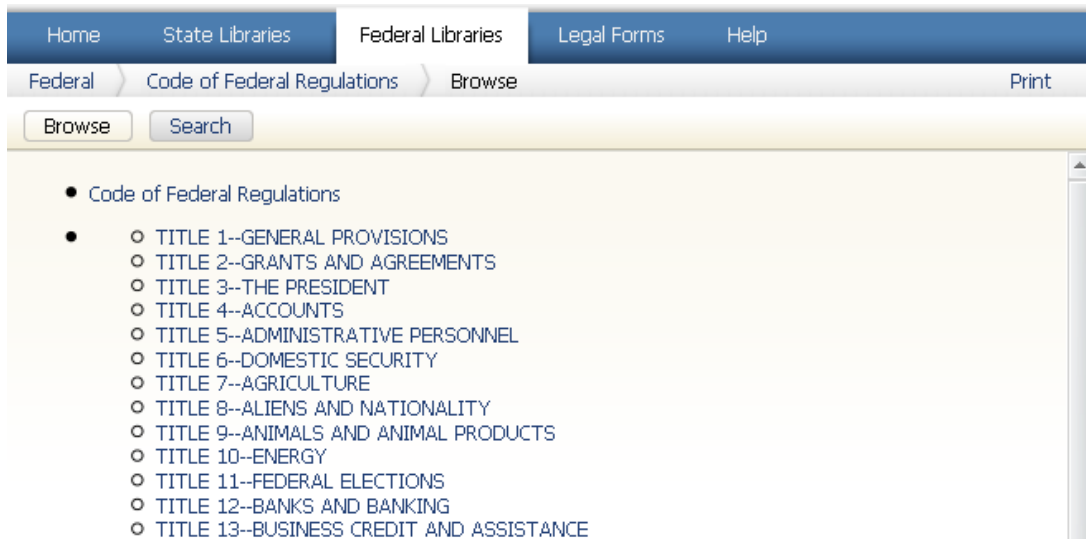
Users may "CHECK ALL" in order to search all 51 libraries.

Click on the MULTISTATE CASE LAW hyperlink and the following page will appear

This screenshot shows the search interface after clicking the 'MultiState Case Law' link. The breadcrumb trail reads 'Multi-State > Case Law > Search'. There are 'Browse' and 'Search' buttons. The main section is titled 'Search' and includes a 'Clear Search' button. Below this is a 'State Select - Check All' section with a grid of checkboxes for 51 states and the District of Columbia. The states listed are: Alabama, Alaska, Arizona, Arkansas, California, Colorado, Connecticut, Delaware, District of Columbia, Florida, Georgia, Hawaii, Idaho, Illinois, Indiana, Iowa, Kansas, Kentucky, Louisiana, Maine, Maryland, Massachusetts, Michigan, Minnesota, Mississippi, Missouri, Montana, Nebraska, Nevada, New Hampshire, New Jersey, New Mexico, New York, North Carolina, North Dakota, Ohio, Oklahoma, Oregon, Pennsylvania, Rhode Island, South Carolina, South Dakota, Tennessee, Texas, Utah, Vermont, Virginia, Washington, West Virginia, Wisconsin, and Wyoming. Below the state selection is a 'Full Document' section and an 'Advanced Fields' section with input boxes for 'Cite', 'Attorney', 'Case Name', and 'Opinion Author'.

BROWSE MODE

Casemaker's Browse feature allows users to peruse all library books. Users can click on hyperlinks to read titles to determine what documents they may be interested in viewing. By accessing the Casemaker toolbar, users can easily switch back and forth between browsing and searching.



REVISED CODE

Casemaker provides each state with a version of the official state code. Under each individual section, users will find currency notation. This will be updated on a rolling basis as sections are amended. The Code is the most current version and provisions will have all acts affecting them incorporated into the specific section.

In addition, "Archive" links will take users to a fully set out version of the provision as it appeared in the year shown.

Legislative History is also available.

Session Laws are available within a separate book labeled "Session Laws" – located on the home page of the specific state library. The Session Laws will show HB# or SB#, a short narrative description, and a link to a summary of the law.

LEGAL FORMS

This section provides over 36,000 legal documents and state-compliant forms from all 50 states, including wills, name change, real estate and more. Forms are available in multiple formats at an affordable price exclusively to attorneys using Casemaker. All forms may be previewed prior to purchase, and once a form is purchased, it may be saved to your desktop computer for future use. Forms may be received via downloadable copy or mail paper copy.

The screenshot shows the Casemaker website's 'Legal Forms' section for Alabama. The navigation bar includes 'Home', 'State Libraries', 'Federal Libraries', 'Legal Forms', and 'Help'. Below the navigation bar, there is a 'Legal Forms' breadcrumb and a 'Print' button. The main content area is titled 'Legal Forms Home » Alabama » Categories' and 'Legal Forms For Alabama by Category'. It includes a brief description: 'Below are the main categories for all available forms. After you select the form area below, you will be taken to the sub-categories to narrow your search.' A list of categories is displayed in two columns: Adoption, Affidavits, Animals, Annulment, Arbitration and Mediation, Attorneys, Gifts, Government, Guaranty, Guardianships, Insurance, and Landlord Tenant. A faint map of Alabama is visible in the background.

PRINT

You now have several options when it comes to printing from Casemaker 2.2. Users can print documents by clicking on the drop down box and selecting the desired format. Casemaker 2.2 is supported by Internet Explorer 6+, Safari 3+ (any versions higher than three), & all versions of Firefox



HTML

PDF

WORD

Cases printed in PDF and Word are in dual-column format.