

AGENDA ITEM 1.

WASHINGTON STATE B A R A S S O C I A T I O N

Budget and Audit Committee – *Revised* Meeting Agenda April 25, 2019 | 10:00 am – 1:00 pm WSBA Offices

<u>TAB</u>	<u>PAGE</u>
1. Agenda	2
2. Minutes of March 21, 2019 Meeting (action)	4
 <u>NEW BUSINESS</u>	
3. Investments (information)	9
Update as of March 31, 2019	
Investment Subcommittee Meeting (Verbal Report)	
4. Financial Statements (information)	11
Second Quarter FY19 Budget to Actual Narrative	
Financial Statements as of March 31, 2019	
Financial Statements as of February 28, 2019	
5. Fiscal Integrity (potential action)	102
Clark Nuber report on type and costs of fiscal reviews	
Resolution re WSBA Fiscal Integrity	
6. Washington State Bar Foundation (information)	105
7. Discussion of amendment to WSBA fiscal policies regarding cost centers	N/A

AGENDA ITEM 2.

DRAFT MINUTES
Washington State Bar Association
Budget and Audit Committee
Seattle, WA
March 21, 2019

Treasurer Dan Bridges called the meeting to order at 10:01 a.m. Committee members present were President Bill Pickett (phone); Governors Dan Clark (phone), P.J. Grabicki (phone), Kim Hunter (phone), and Athan Papailiou (phone); Executive Director Paula Littlewood, and Chief Operations Officer Ann Holmes. Governor Chris Meserve was also present (phone), along with Associate Director of Finance Tiffany Lynch, Chief Disciplinary Counsel Doug Ende, Director of Advancement/Chief Development Officer Terra Nevitt, Chief Regulatory Counsel Jean McElroy, Human Resources Director Frances Dujon-Reynolds, and Chief Communications Officer Sara Niegowski. Committee member and Governor Alec Stephens was not present.

Minutes of January 10, 2019 Meeting

The minutes of the January 10, 2019 meeting were approved as presented.

Investment Update as of December 31, 2018, January 31, 2019, and February 28, 2019

Tiffany Lynch provided an update on the WSBA investment portfolio, explaining that the funds have steadily increased from December to February and the year-to-date gain of over \$44,000 is beyond the annual budget of \$30,000.

PJ Grabicki asked about the potential impact on WSBA's investment accounts if ESHB 1788 passes and the WSBA ceases to exist in its current form, suggesting that funds in the investment portfolio move into short-term investment vehicles as a precaution. After discussion, the Committee agreed that WSBA's investment advisor should report on this and other issues at the next Investment Subcommittee meeting, which will be set for April 25, immediately before the Committee meeting. Dan Bridges asked if the advisor could give consideration to whether WSBA needed to create a beneficiary or create a trust to hold WSBA's investments.

Financial Statements as of December 31, 2018 and January 31, 2019

Ann Holmes explained that the financial statements were previously included in the March Board Meeting materials. Dan Clark inquired about the year-to-date net loss of \$78,000 in the Limited License Legal Technician (LLLT) Program cost center. Jean McElroy noted that the cost center was within budget, and that offsetting LLLT revenues are included in the License Fee and Admissions cost centers. As reported to the Board previously, Jean McElroy explained that the separation of revenue from expense arises from the coordination of admission and license processes for all license types (lawyers, LLLTs, and LPOs). Dan Bridges indicated that he would likely suggest changes to this methodology going forward, because it is difficult to know readily the true cost of the program when revenues and expenses are not reflected in the same cost center.

Potential FY19 Budget Amendment

As set forth in the meeting materials, Ann Holmes identified costs associated with developing matters that may impact the FY19 budget, including: (1) engagement of a professional search firm for new Executive Director (estimated 25-35% of position's salary), (2) defense and/or settlement of the Ralph claim, (3) Court-directed hostile work environment investigation, (4) Board directed investigation of Treasurer's claims, (5) implementation of Structures Work Group recommendations, (6) insurance renewal (potentially higher premiums, self-insured retentions, or self-insurance), and (7) potential examination of WSBA's fiscal integrity. Costs associated with these items are not currently known, and could be addressed by either amending the budget once known or using reserves or unanticipated net income.

- Potential Examination of WSBA's Fiscal Integrity

Dan Bridges questioned the need to examine WSBA's fiscal integrity, noting that no Board member has brought forward a motion on this subject. Based on feedback from concerned members in his District, Dan Clark recommended that WSBA issue a formal statement.

Dan Bridges asked whether any Committee member would like a more detailed review of WSBA's finances. Discussion followed about having the State Auditor's Office audit WSBA for fraud and misspending as suggested by several Governors. Ann Holmes clarified that WSBA's annual audit examines internal controls and looks for fraud and misspending. Dan Clark, Athan Papailiou, and Chris Meserve noted that an audit performed by the State Auditor would be very similar to that conducted by Clark Nuber. Absent specific allegations of fraud, a second audit seems unnecessary. Depending on what the Committee feels needs to be examined, it may want to engage the services of a forensic accountant, which will come at a cost. PJ Grabicki and Kim Hunter thought it would be helpful to know the cost of a more in-depth examination of WSBA finances. Ann Holmes commented that Clark Nuber would need more information about the additional work that could be requested in order to advise the Committee of its cost. Bill Pickett suggested that it would be helpful to seek clarification and specifics from the governor who has been vocal about these concerns (Paul Swegle) so that the Committee can determine how to move forward.

Because the Committee does not have authority to hire the auditor for an additional engagement but can make a recommendation for the full Board to consider, Dan Bridges suggested that: (1) this topic be included in the May Board of Governors Meeting agenda for discussion, (2) Clark Nuber auditors attend the April Budget and Audit Committee meeting to discuss the range of costs and level of detail work that could be performed, and (3) Governor Paul Swegle, who expressed concern about WSBA's fiscal integrity, attend the April Budget and Audit Committee meeting.

- Ralph and Treasurer Claims

Athan Papailiou and Bill Pickett had questions about the Ralph and Treasurer claims and requested that Dan Bridges recuse himself due to conflict of interest. Dan Bridges declined to do so, because the discussion was about budget matters, all of which are public information and subject to a records request if made, and the maximum cost that would apply to each claim is the self-insured retention of \$100,000 based on WSBA's current insurance policy which was dispositive of any questions that could be asked. Athan Papailiou stated that the Committee is not following the process that was set forth in the Board's resolution from their March meeting regarding recusal due to conflicts of interest. Dan Bridges indicated that given the limited scope of Budget and Audit, that as Treasurer chairing the meeting he was not going to entertain any discussion on any legal claim that could require recusal in the first instance so recusal was not necessary as there should be no discussion requiring recusal. Although if there was, that Bill Pickett and Athan Papailiou should recuse themselves because they have a conflict with the Treasurer claim as both are named in it specifically.

Bill Pickett asked how much money WSBA has spent on the claims. Ann Holmes responded that there are different costs involved such as investigation, legal counsel, mediation, etc. Dan Bridges stated that WSBA has spent \$77,984.84 so far for investigations, including \$10,000 for the Summit Law Group investigation. Bill Pickett asked if the Ralph claim would cost more than the \$100,000 self-insured retention. Dan Bridges asked Bill Pickett if he was asking for a liability assessment. Ann Holmes indicated she was not in a position to provide a liability assessment. Dan Bridges again affirmed the Budget and Audit committee would not entertain any discussion of the merits of any legal claim as that was beyond its scope. Ann Holmes indicated it was unlikely there could be a liability beyond the self-insured retention. Bill Pickett then asked whether there has been an assessment from a budgetary standpoint

on the Bridges tort claim. Dan Bridges again stated that WSBA's insurance includes a \$100,000 self-insured retention per claim and the information previously provided regarding investigation costs is all that has been done in terms of assessments. Ann Holmes stated that there has not been a formal risk analysis and she is unaware of the scope of the Board's investigation, so it is likely more appropriate for General Counsel to respond to these questions. Dan Bridges and Bill Pickett then proceeded to discuss another potential claim to be made by the Executive Director.

- **Insurance Renewal**

PJ Grabicki expressed concern that WSBA's current policy limits – a combined maximum limit of \$3 million under the EPL/D&O policy – are not adequate for the size of the organization, and that there should be separate limits for these coverages. Ann Holmes acknowledged these concerns, described WSBA's annual insurance renewal process, and indicated she would discuss these issues with our broker. Dan Bridges expressed his opinion that WSBA needed greater coverage, perhaps as an umbrella, and asked that it be considered in the annual process.

Budget Development and License Fees

Ann Holmes reviewed the budget development process. Given the uncertainties presented by pending legislation and/or the Structure Work Group, we will likely present a status quo budget unless the Committee or Board request changes. For the same reason, the Committee may want to keep 2021 license fees at the 2020 rate approved by the Court (\$458). As it works through these issues, the Committee may want to consider establishing a litigation reserve as part of the budget process.

Dan Bridges asked WSBA staff for their thoughts. As a general matter, after clarifying that the budget would include an appropriate market pool increase (around 3% based on market data) and without guaranteeing that current staff levels would be appropriate in the future given WSBA's growing membership, the approach seemed appropriate to Executive Team members. He then asked Committee members if they had any comments or issues with proceeding as Ann Holmes recommended. Dan Clark stated he did not have any issues.

Dan Bridges expressed his opinion that what Ann Holmes suggested made sense to him and that the committee should not budget for any change in programing or staffing given the Supreme Court's Structures Workgroup. He stated his opinion that WSBA should not freeze itself per se but that it made no sense to put staff through an extensive budget process or consider any expansion when the outcome of the Structures Workgroup could change the entire structure and make that budget process moot.

Bill Pickett restated his concern that Dan Bridges recuse himself from certain discussions that pose a conflict of interest. Agreeing with Pickett, Athan Papailiou noted that PJ Grabicki gave him assurances that conflicts of interest would be addressed in the resolution passed by the Board in March; however, this does not appear to be addressed today in this meeting. PJ Grabicki indicated that if the limited discussion that was to be had created a conflict, at least four people would need to recuse themselves from the meeting and he did not believe that was necessary either. Kim Hunter indicated recusal was not necessary. Bill Pickett requested that the minutes reflect that he was unable to ask the full extent of his questions because Dan Bridges refused to recuse himself. Kim Hunter stated that she objects to the constant diversion of a Budget and Audit Committee meeting to attack the chair.

Washington State Bar Foundation Update

Terra Nevitt provided an update on the Foundation, indicating that it is currently tracking about 20% ahead on donations from the annual licensing campaign. While there is much more work to do, the Foundation is moving in a positive direction. The Foundation Board is meeting at the beginning of April where they will begin work to update their strategic plan.

Resolution from Dan Clark

Dan Bridges presented a request from Dan Clark, which he supports, that the Budget and Audit Committee issue a statement to address member misconceptions about the WSBA's fiscal integrity and spending. Following discussion, it was determined that Dan Clark will draft language for the Committee to review, with assistance as requested from Ann Holmes and Sara Niegowski and present that at the next Budget and Audit meeting.

President-elect Majumdar's Budget Requests

Referring to the meeting materials, Dan Bridges presented and the Committee discussed, President-elect Rajeev Majumdar's budget requests, including funds for: (1) Executive Director search process (to the extent not addressed by FY19 budget amendment), (2) Facilities Reserve contribution (already planning to increase the reserve by \$200,000), (3) additional BOG meetings (we will examine costs of meetings in and outside of Seattle), (4) President and President-elect to attend the ABA BLI meeting, two NCBP meetings, and the Western States Bar Conference (3 conferences currently budgeted), and (5) attendance of all BOG members at all Olympia meetings (already included in the budget).

Dan Bridges adjourned the meeting at 11:51 am.

AGENDA ITEM 3.

WASHINGTON STATE BAR ASSOCIATION

To: Board of Governors
Budget and Audit Committee

From: Tiffany Lynch, Associated Director for Finance

Re: Investment Update as of March 31, 2019

Date: April 16, 2019

WSBA's investments consist of short and long-term bond portfolios, and are managed by our advisors at Morgan Stanley and UBS Financial. There has been no change in the makeup of the portfolio since the last report. As of March 31, there is an aggregate gain across all funds of \$116,273, or 3.6%.

TOTAL INCEPTION VALUE OF ALL FUNDS	\$3,228,015
TOTAL VALUE OF ALL FUNDS AS OF 3/31/19	\$3,344,288
GAIN/(LOSS) SINCE INCEPTION (\$ and %)	\$116,273, 3.6%

In June 2016, the Budget and Audit Committee set an investment gain threshold of \$100,000, which authorizes the transfer of portfolio gains into WSBA's operating accounts. The threshold is based on the value of the portfolio at the end of each month and was established to ensure that portfolio gains could be realized in cash for operations instead of increasing the long-term investment portfolio. As of March 31, the portfolio balance had reached the threshold for transfer and \$100,000 is scheduled to be cashed out of the Lord Abbett & Company Short Term Duration Income Fund in April.

The chart below details value by fund at inception, transfers of portfolio gains above \$100,000 to the WSBA's general fund operating accounts per the Budget and Audit Committee's June 2016 direction, end of month for the periods of February and March, the impact of the April transfer from Lord Abbett, and Gain/(Loss) from March 31, 2018 to March 31, 2019:

INVESTMENT FUND	VALUE					GAIN/(LOSS)
	Inception	Transfer of Gains	2/28/19 (Previously Reported)	3/31/19	3/31/19 with April Transfer	
Nuveen 3-7 year Municipal Bond Portfolio	\$500,000	(\$200,000) ¹	\$315,730	\$320,762	\$320,762	\$14,514
Lord Abbett & Company Short Term Duration Income Fund	\$628,015 ²	(\$100,000) ⁴	\$802,658	\$809,092	\$709,092	\$26,992
Guggenheim Total Return Bond Fund	\$1,050,000 ³	\$0	\$1,105,169	\$1,118,202	\$1,118,202	\$25,480
Virtus Multi-Sector Short Term Bond Fund	\$1,050,000 ³	\$0	\$1,090,279	\$1,096,232	\$1,096,232	\$20,705
Total	\$3,228,015	(\$300,000)	\$3,313,836	\$3,344,288	\$3,244,288	\$87,691

¹ Transfer of \$200,000 made on November 22, 2017.

² Inception value is based on original amount of \$1,428,015 (\$500,000 original purchase price of Lord Abbett, plus \$599,995 Legg Mason fund transferred on May 9, 2014, plus \$328,000 liquidation of Hays Advisory Fund on March 3, 2015) minus \$800,000 that was redistributed evenly to Guggenheim and Virtus on September 19, 2017.

³ Inception value is \$1,050,000 based on original purchase price is \$650,000 plus \$400,000 re-distributed from Lord Abbett on Sept 19, 2017.

⁴ Transfer of \$100,000 made in April 2019.

AGENDA ITEM 4.

WASHINGTON STATE BAR ASSOCIATION

To: Board of Governors
Budget and Audit Committee

From: Tiffany Lynch, Associate Director of Finance
Ann Holmes, Chief Operations Officer

Re: Results through March 31, 2019 (50% of fiscal year)

Date: April 16, 2019

Attached are the year-to-date financial statements through March 2019, which show that most revenue and expenses are within acceptable ranges of the budgeted amounts. Below is a summary of revenue and expense highlights through March 31, 2019, 50% of the fiscal year completed.

REVENUE AND EXPENSE ANALYSIS

General Fund Revenues

- *Licensing revenue* is slightly over budget at 51.02% and reflects Q1 license fees of \$449 and Q2 license fees of \$453. The majority of fees have been collected for the year and are allocated each month thereafter. License fee revenue is trending to meet or exceed budget.
- *Gain/Loss on Investments and Interest Income* is currently over budget at 163.51%. Interest income earned on CDs and money market accounts have had higher than expected interest rates. The remainder of the portfolio is invested in bond funds, which have also been performing better than anticipated.
- *Admission/Bar Exam* revenue continues to be higher than budget at 67.34%, driven by the timing of licensing exams. We expect to receive additional revenue in the next quarter from applicants sitting for the July exams, and expect revenue to be in line with budget at year-end.
- *Law Clerk Fees* are higher than budget at 94.02%. This annual fee is collected throughout the year, with the highest volume collected from December through February. We expect that this revenue will come in on budget by the end of year.
- *Pro Hac Vice Revenue* continues to be a solid revenue source for WSBA at 74.31% of budget. We expect this to come in on or over budget at year-end.
- *Mandatory CLE* revenue (aggregate) is higher than budget at 66.44%, which is driven in large part by the licensing cycle. We expect revenues to meet budget.

- *NW Lawyer Display Advertising Revenue* is under budget at 34.67% half way through the year. This is mainly caused by the timing of display advertising revenue collection. We expect additional revenue to be collected in April from the WSBA's contracted advertising agency which should bring revenue more in line with the publication pattern.
- *Reimbursement from Sections* revenue for the WSBA Per-Member charge is higher than budget at 95.60%. Section dues are generally collected during January and February and the corresponding Per-Member Charge is allocated to WSBA. We expect to come in on budget at year-end.

Indirect Expenses

Salaries for regular employees are at 50.29% of budget, principally due to vacation hour cash outs and quarterly expense adjustment for accrued vacation and comp time. *Overall salary expense (regular staff, temps, and capital labor)* is slightly over budget at 51.95%, resulting from higher expenses for seasonal temporary employees and lower than budgeted capital labor expense offset that is dependent upon project timing. *Employee benefits* are under budget at 48.29%, resulting from timing of expenses and position vacancies. We anticipate that salaries and benefits will both come in on budget for the year.

Other Indirect Expenses are slightly over budget at 53.99%. Expenses such as *insurance, meeting support, depreciation, postage, staff training, Human Resources and Computer Pooled (IT) expenses* are at or below budget. Areas higher than budget include: *Workplace Benefits* at 69.65% resulting from the timing of expenses for the annual staff party held in March; *Rent* at 55.60% resulting from higher than budgeted leasehold excise tax assessments; *Personal Property Tax* at 53.89% resulting from higher than anticipated property tax rates; *Professional Fees- Audit* at 90.48% for WSBA's annual audit, which has been completed and no additional costs are expected to be incurred this year; *Professional Fees- Legal* at 194.82% from ongoing litigation of WSBA matters; *Records Storage* at 54.25% from WSBA-wide records clean-up; and *Bank Fees* at 54.25% due to the high volume of banking transactions in January and February from licensing, which should fall back in line with budget by year-end.

General Fund Direct Expenses

Direct expenses are under budget in a variety of areas. Some key areas follow:

- *Admission/Bar Exam* expenses are under budget at 36.65%. Most of the expenses are driven by the timing of two licensing exams (February and July) with a significant amount attributed to the July exam. We expect expenses to come in line with budget through the second half of the year.
- *Overall* expenses in the Board of Governors cost center is under budget at 44.45%. BOG Meeting expenses are low; however, the largest expenses occur in July (Board retreat) and September (final meeting coinciding with APEX dinner). BOG Conference Attendance expenses are also low but we expect it to increase in April/May as Governors submit reimbursement for attendance at the Western States Bar Conference held at the end of March.
- *Communication Strategies* expense is under budget at 34.32%, principally due to timing of the APEX dinner in September.
- *Membership Benefits* expense is higher than budget at 69.50%, principally due to timing of fees paid for contracted member benefits (WSBA Connects member assistance plan, Casemaker and Fastcase legal research tools).

- *Northwest Lawyer* expense is under budget at 35.78%, which is consistent with the magazine's revenue trends. Expenses are directly linked to the timing and number of issues published. We have published four issues out of nine in FY19; October, December, January, and March.
- *Donations/Sponsorships/Grants* for Public Service Programs is under budget at 23.57%, principally due to timing of quarterly payments for the Moderate Means Program facilitated by the three Washington law schools.

Continuing Legal Education (CLE)

Total CLE revenue of \$956,687 came in slightly below budget at 46.91%. Seminar registration revenue is at 31.81%, which is typical for Q2. We expect revenue to pick up in the second half of the year based on anticipated programming. Product revenue continues to be strong at 63.01%, driven by on-demand media sales. Overall Deskbook revenue is under budget at 45.81%, mainly due to lower Casemaker Royalty payments received as of March. Deskbook Sales and Section Publication Sales are higher than budget at 63.11% and 67.50% respectively.

CLE Indirect expenses are slightly over budget at 51.30%. CLE Direct expenses are below budget at 22.58% which is consistent with the number of programs held so far this year. We expect this to pick up in the second half of the year consistent with revenue. Deskbook Indirect expenses are slightly over budget at 51.44%. Deskbook Direct expenses are higher than budget at 75.53% as they are predominately tied to deskbook sales, which are higher than budget at this time.

Client Protection Fund (CPF)

CPF revenues are over budget at 103.70%. The majority of revenues for member assessments come in during January and February with annual licensing payments. Currently, total CPF direct expenses are below budget at 11.18% due to the time of payments of gifts to injured clients, which are typically paid at the end of the fiscal year. Indirect expenses are slightly under budget at 45.61%, and are expected to trend to budget throughout the year.

WASHINGTON STATE
B A R A S S O C I A T I O N

Financial Reports

(Unaudited)

Year to Date March 31, 2019

Prepared by Tiffany Lynch, Associate Director for Finance

Submitted by

Ann Holmes, Chief Operations Officer

April 16, 2019

WASHINGTON STATE BAR ASSOCIATION

To: Board of Governors
Budget and Audit Committee

From: Tiffany Lynch, Associate Director for Finance

Re: Key Financial Benchmarks for the Fiscal Year to Date (YTD) through March 31, 2019

Date: April 15, 2019

	% of Year	Current Year % YTD	Current Year \$ Difference ¹	Prior Year YTD	Comments
Salaries	50.00%	50.29%/51.95% ²	\$34,701/\$226,076 ² (Over budget)	51.43%	Slightly higher due to timing of expenses, expected to be on budget
Benefits	50.00%	48.29%	\$72,236 (Under budget)	49.72%	Expected to be on budget
Other Indirect Expenses	50.00%	53.99%	\$138,630 (Over budget)	45.73%	Higher due to unanticipated expenses, expected to be over budget
Total Indirect Expenses	50.00%	51.51%	\$292,470 (Over budget)	50.01%	Expected to be on or slightly over budget

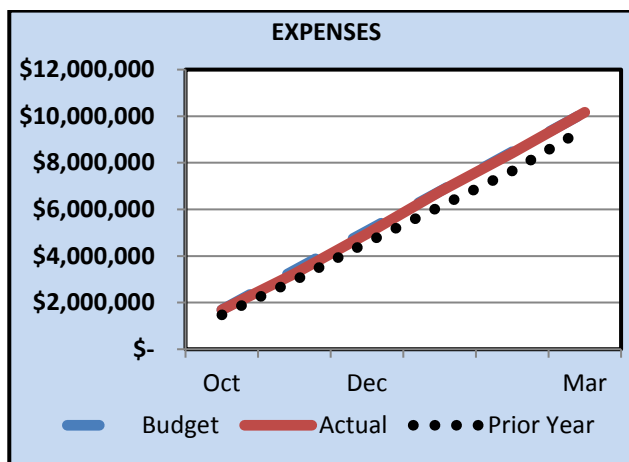
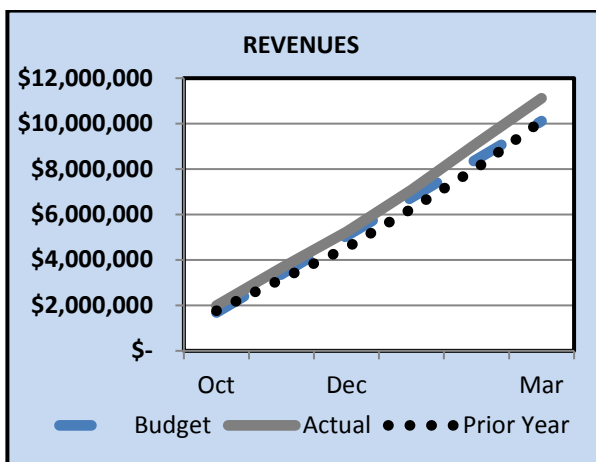
General Fund Revenues	50.00%	54.98%	\$1,006,349 (Over budget)	55.75%	Expected to be on or slightly over budget
General Fund Direct Expenses	50.00%	39.19%	\$273,016 (Under budget)	38.70%	Expected to be on or slightly under budget

CLE Revenue	50.00%	46.91%	\$63,063 (Under budget)	41.99%	Expected to be on budget
CLE Direct Expenses	50.00%	30.51%	\$90,258 (Under budget)	30.41%	Expected to be on budget
CLE Indirect Expenses	50.00%	51.33%	\$18,132 (Over budget)	48.52%	Expected to be on budget

¹ Dollar difference is calculated based on pro-rated budget figures (total annual budget figures divided by 12 months) minus actual revenue and expense amounts as of March 31, 2019 (6 months into the fiscal year).

² The first figure represents salaries expense for regular employees. The second figure represents salaries expense for regular and temporary staff with offsets from allowance for open positions and capital labor & overhead.

GENERAL FUND *(Supports regulatory functions and most services to members and the public)*



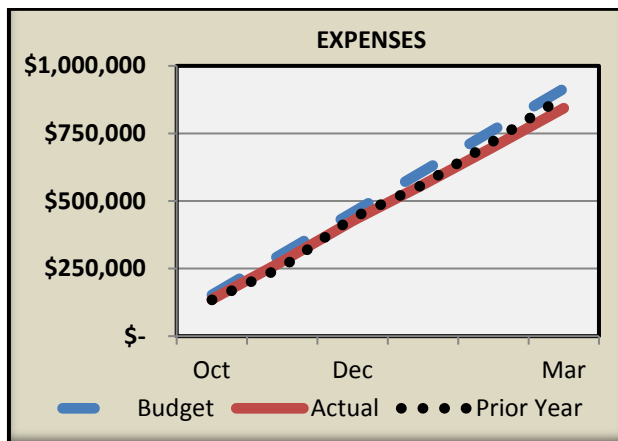
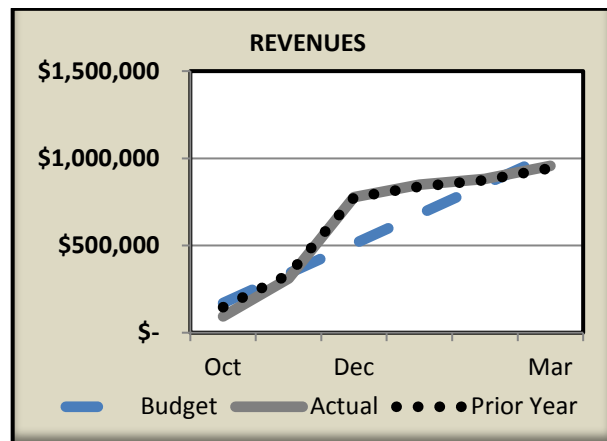
REVENUES: Revenues collected through March mainly consist of license fees, bar exam admissions, donation from the WSB Foundation, Section Per-Member Charge, and fees for Law Clerk, Pro Hac Vice, and MCLE. Overall revenue is over budget at **54.98%** mainly due to higher than budgeted license fees and timing of collection for the remaining revenue sources.

EXPENSES: Indirect expenses (salaries, benefits, overhead) are higher than budget at **51.58%** due to a number of higher than budgeted expenses. Direct expenses are currently under budget at **39.19%** due to timing of activities required for spending.

PROJECTED NET RESULT: It is still early in the year to project net results, however at this point we expect the General Fund to come in on budget at year-end.

	<u>FY19 Budget</u>	<u>FY19 Actuals</u>	<u>Variance</u>
Revenues	\$10,111,162	\$11,117,511	\$1,006,349
Expenses	\$10,161,970	\$10,170,505	(\$8,535)
Profit/(Loss)	(\$50,808)	\$947,006	\$997,814

CLE FUND



REVENUES: Actual revenue is lower than budget at **46.91%** due to lower seminar registrations however this is consistent with historical CLE revenue collections. We expect registration revenue to come in line with budget in the second half of the year.

EXPENSES: Indirect expenses are slightly over budget at **51.33%**. Direct expenses are lower than budget at **30.51%** however, consistent with revenue trends, these expenses will pick up as programs are held during the second half of the year.

PROJECTED NET RESULT: At this point the CLE fund is following historical trends as anticipated so we expect the Fund to come in on budget at year-end.

	<u>FY19 Budget</u>	<u>FY19 Actuals</u>	<u>Variance</u>
Revenues	\$1,019,750	\$956,687	(\$63,063)
Expenses	\$915,633	\$843,507	\$72,126
Profit/(Loss)	\$104,117	\$113,180	\$9,063

CLIENT PROTECTION FUND

REVENUES: Actual revenues are over budget at **103.70%** due to the typical collection of member assessments in January and February with license fees, as well as higher than expected interest income.

EXPENSES: Actual expenses are under budget at **39.28%** due to timing of payments for gifts to injured clients which typically occur at the end of the fiscal year.

PROJECTED NET RESULT: At this point we expect the CPF fund to come in on budget but we will have a better idea of the potential total of gifts to injured clients as we get into the third quarter.

SECTIONS OPERATIONS

REVENUES: Actual revenues are higher than budget at **85.25%** however the majority of revenue from section dues is received during January and February. We expect there to be some remaining revenue during the summer months when members tend to renew their memberships when attending midyear CLE programs.

EXPENSES: Actual expenses are slightly under budget at **45.23%** due to the timing of activities required for spending.

PROJECTED NET RESULT: Expenses for sections will pick up in the second half of the year but we expect the Sections fund to come in on or under budget.

Washington State Bar Association Financial Summary
Year to Date as of February 28, 2019 41.67% of Year
Compared to Fiscal Year 2019 Budget

Category	Actual Revenues	Budgeted Revenues	Actual Indirect Expenses	Budgeted Indirect Expenses	Actual Direct Expenses	Budgeted Direct Expenses	Actual Total Expenses	Budgeted Total Expenses	Actual Net Result	Budgeted Net Result
Access to Justice	-	7,500	138,440	271,867	8,800	62,957	147,241	334,824	(147,241)	(327,324)
Administration	163,512	100,000	589,701	1,138,769	(1,396)	4,885	588,305	1,143,654	(424,794)	(1,043,654)
Admissions/Bar Exam	893,920	1,327,400	429,567	841,048	152,815	416,931	582,382	1,257,979	311,538	69,421
Board of Governors	-	-	317,240	530,178	135,365	304,531	452,605	834,709	(452,605)	(834,709)
Communications Strategies	860	50,750	287,676	550,782	35,970	104,800	323,646	655,582	(322,786)	(604,832)
Conference & Broadcast Services	-	-	403,767	780,393	2,773	3,500	406,540	783,893	(406,540)	(783,893)
Discipline	39,588	96,200	2,855,934	5,664,008	79,825	220,267	2,935,759	5,884,275	(2,896,171)	(5,788,075)
Diversity	140,330	120,374	279,669	544,641	7,548	21,550	287,216	566,191	(146,887)	(445,817)
Foundation	-	-	78,572	150,663	2,695	14,200	81,267	164,863	(81,267)	(164,863)
Human Resources	-	-	201,068	204,958	-	-	201,068	204,958	(201,068)	(204,958)
Law Clerk Program	153,811	166,000	72,305	142,665	2,238	11,350	74,543	154,015	79,268	11,985
Legislative	-	-	70,171	135,416	9,936	18,650	80,107	154,066	(80,107)	(154,066)
Licensing and Membership Records	203,195	304,350	327,384	636,327	25,674	45,812	353,059	682,139	(149,863)	(377,789)
Licensing Fees	8,123,047	15,958,200	-	-	-	-	-	-	8,123,047	15,958,200
Limited License Legal Technician	-	-	110,824	215,591	9,889	25,600	120,713	241,191	(120,713)	(241,191)
Limited Practice Officers	-	-	82,762	168,653	1,806	3,000	84,568	156,182	(84,568)	(171,653)
Mandatory CLE	697,582	1,050,000	333,134	620,981	125,078	252,448	458,212	873,429	239,370	176,571
Member Assistance Program	6,297	10,000	72,275	141,224	953	1,275	73,228	142,499	(66,931)	(132,499)
Member Benefits	12,221	17,000.00	45,983	92,611	128,634	185,096	174,617	277,707	(162,396)	(260,707)
Member Services & Engagement	96,761	141,200.00	249,504	505,614	13,941	56,065	263,445	561,679	(166,684)	(420,479)
NW Lawyer	159,928	461,350	144,044	302,818	127,241	355,635	271,284	658,453	(111,356)	(197,103)
Office of General Counsel	330	-	414,725	928,680	1,695	13,076	416,420	941,756	(416,090)	(941,756)
OGC-Disciplinary Board	-	-	87,461	187,073	37,897	103,500	125,358	290,573	(125,358)	(290,573)
Outreach and Engagement	-	-	189,405	371,046	10,133	30,852	199,538	401,898	(199,538)	(401,898)
Practice of Law Board	-	-	23,096	74,063	5,344	16,000	28,440	90,063	(28,440)	(90,063)
Professional Responsibility Program	-	-	131,692	258,870	3,590	6,700	135,282	265,570	(135,282)	(265,570)
Public Service Programs	139,317	112,000	63,567	142,504	50,112	232,415	113,679	374,919	25,638	(262,919)
Publication and Design Services	-	-	77,357	141,602	4,280	5,263	81,637	146,865	(81,637)	(146,865)
Sections Administration	286,813	300,000	263,300	515,018	6,977	9,297	270,277	524,315	16,535	(224,315)
Technology	-	-	840,069	1,540,222	-	-	840,069	1,540,222	(840,069)	(1,540,222)
Subtotal General Fund	11,117,511	20,222,324	9,180,693	17,798,285	989,812	2,525,655	10,170,505	20,323,940	947,005	(101,616)
Expenses using reserve funds							10,170,505		-	-
Total General Fund - Net Result from Operations									947,005	(101,616)
Percentage of Budget	54.98%		51.58%		39.19%		50.04%			
CLE-Seminars and Products	883,398	1,879,500	590,408	1,150,797	88,917	393,776	679,325	1,544,573	204,073	334,927
CLE - Deskbooks	73,289	160,000	111,774	217,303	52,409	69,390	164,182	286,693	(90,893)	(126,693)
Total CLE	956,687	2,039,500	702,182	1,368,100	141,325	463,166	843,507	1,831,266	113,180	208,234
Percentage of Budget	46.91%		51.33%		30.51%		46.06%			
Total All Sections	463,881	544,140	-	-	380,379	841,025	380,379	841,025	83,502	(296,885)
Client Protection Fund-Restricted	1,029,272	992,500	74,893	164,210	56,334	504,000	131,227	668,210	898,045	324,290
Management of Western States Bar Conference (No	67,053	68,200	-	-	37,517	62,800	37,517	62,800	29,535	5,400
Totals	13,634,403	23,866,664	9,957,768	19,330,595	1,605,369	4,396,646	11,563,136	23,727,241	2,071,266	139,423
Percentage of Budget	57.13%		51.51%		36.51%		48.73%			

Summary of Fund Balances:	Fund Balances Sept. 30, 2018	2019 Budgeted Fund Balances	Fund Balances Year to date
<i>Restricted Funds:</i>			
Client Protection Fund	3,227,988	3,552,278	4,126,033
Western States Bar Conference	8,340	13,740	37,875.15
<i>Board-Designated Funds (Non-General Fund):</i>			
CLE Fund Balance	604,125	812,359	717,305
Section Funds	1,160,343	863,458	1,243,845
<i>Board-Designated Funds (General Fund):</i>			
Operating Reserve Fund	1,500,000	1,500,000	1,500,000
Facilities Reserve Fund	450,000	450,000	450,000
<i>Unrestricted Funds (General Fund):</i>			
Unrestricted General Fund	1,845,858	1,744,242	2,792,863
Total General Fund Balance	3,795,858	3,694,242	4,742,863
Net Change in general Fund Balance		(101,616)	947,005
Total Fund Balance	8,796,654	8,936,077	10,867,921
Net Change In Fund Balance		139,423	2,071,266

Washington State Bar Association

Statement of Activities

For the Period from March 1, 2019 to March 31, 2019

50.00% OF YEAR COMPLETE

	FISCAL 2019 BUDGET	CURRENT MONTH	YEAR TO DATE	REMAINING BALANCE	% USED OF BUDGET
LICENSE FEES					
REVENUE:					
LICENSE FEES	15,778,000.00	1,415,193.81	8,050,082.49	7,727,917.51	51.02%
LLLT LICENSE FEES	5,800.00	441.66	3,404.45	2,395.55	58.70%
LPO LICENSE FEES	174,400.00	14,994.38	69,559.84	104,840.16	39.89%
TOTAL REVENUE:	15,958,200.00	1,430,629.85	8,123,046.78	7,835,153.22	50.90%

Washington State Bar Association

Statement of Activities

For the Period from March 1, 2019 to March 31, 2019

50.00% OF YEAR COMPLETE

	FISCAL 2019 BUDGET	CURRENT MONTH	YEAR TO DATE	REMAINING BALANCE	% USED OF BUDGET
ACCESS TO JUSTICE					
REVENUE:					
CONFERENCES & INSTITUTES	7,500.00	-	-	7,500.00	0%
TOTAL REVENUE:	7,500.00	-	-	7,500.00	0%
DIRECT EXPENSES:					
ATJ BOARD RETREAT	2,000.00	-	-	2,000.00	0.00%
LEADERSHIP TRAINING	2,000.00	-	-	2,000.00	0.00%
ATJ BOARD EXPENSE	24,000.00	726.24	6,913.25	17,086.75	28.81%
STAFF TRAVEL/PARKING	3,500.00	273.18	439.82	3,060.18	12.57%
STAFF MEMBERSHIP DUES	120.00	-	100.00	20.00	83.33%
PUBLIC DEFENSE	7,000.00	-	1,347.39	5,652.61	19.25%
CONFERENCE/INSTITUTE EXPENSE	14,837.00	-	-	14,837.00	0.00%
RECEPTION/FORUM EXPENSE	9,500.00	-	-	9,500.00	0.00%
TOTAL DIRECT EXPENSES:	62,957.00	999.42	8,800.46	54,156.54	13.98%
INDIRECT EXPENSES:					
SALARY EXPENSE (2.10 FTE)	160,817.00	13,908.14	81,684.21	79,132.79	50.79%
BENEFITS EXPENSE	59,156.00	4,677.45	28,769.08	30,386.92	48.63%
OTHER INDIRECT EXPENSE	51,894.00	4,073.67	27,986.83	23,907.17	53.93%
TOTAL INDIRECT EXPENSES:	271,867.00	22,659.26	138,440.12	133,426.88	50.92%
TOTAL ALL EXPENSES:	334,824.00	23,658.68	147,240.58	187,583.42	43.98%
NET INCOME (LOSS):	(327,324.00)	(23,658.68)	(147,240.58)		

Washington State Bar Association

Statement of Activities

For the Period from March 1, 2019 to March 31, 2019

50.00% OF YEAR COMPLETE

	FISCAL 2019 BUDGET	CURRENT MONTH	YEAR TO DATE	REMAINING BALANCE	% USED OF BUDGET
ADMINISTRATION					
REVENUE:					
INTEREST INCOME	70,000.00	33,649.48	90,483.32	(20,483.32)	129.26%
GAIN/LOSS ON INVESTMENTS	30,000.00	29,199.90	73,028.18	(43,028.18)	243.43%
TOTAL REVENUE:	100,000.00	62,849.38	163,511.50	(63,511.50)	163.51%
DIRECT EXPENSES:					
CREDIT CARD MERCHANT FEES	-	3,499.10	(3,987.78)	3,987.78	
STAFF TRAVEL/PARKING	4,200.00	350.00	2,100.00	2,100.00	50.00%
STAFF MEMBERSHIP DUES	685.00	-	294.17	390.83	42.94%
MISCELLANEOUS	-	198.00	198.00	(198.00)	
TOTAL DIRECT EXPENSES:	4,885.00	4,047.10	(1,395.61)	6,280.61	-28.57%
INDIRECT EXPENSES:					
SALARY EXPENSE (7.97 FTE)	700,100.00	65,749.39	365,309.44	334,790.56	52.18%
BENEFITS EXPENSE	241,718.00	19,177.81	118,079.08	123,638.92	48.85%
OTHER INDIRECT EXPENSE	196,951.00	15,474.58	106,312.54	90,638.46	53.98%
TOTAL INDIRECT EXPENSES:	1,138,769.00	100,401.78	589,701.06	549,067.94	51.78%
TOTAL ALL EXPENSES:	1,143,654.00	104,448.88	588,305.45	555,348.55	51.44%
NET INCOME (LOSS):	(1,043,654.00)	(41,599.50)	(424,793.95)		

Washington State Bar Association

Statement of Activities

For the Period from March 1, 2019 to March 31, 2019

50.00% OF YEAR COMPLETE

	FISCAL 2019 BUDGET	CURRENT MONTH	YEAR TO DATE	REMAINING BALANCE	% USED OF BUDGET
ADMISSIONS					
REVENUE:					
EXAM SOFT REVENUE	35,000.00	-	-	35,000.00	0.00%
BAR EXAM FEES	1,200,000.00	262,605.00	850,070.00	349,930.00	70.84%
SPECIAL ADMISSIONS	60,000.00	4,270.00	21,490.00	38,510.00	35.82%
LLLT EXAM FEES	7,500.00	-	1,810.00	5,690.00	24.13%
LLLT WAIVER FEES	900.00	-	150.00	750.00	16.67%
LPO EXAMINATION FEES	24,000.00	4,600.00	20,400.00	3,600.00	85.00%
TOTAL REVENUE:	1,327,400.00	271,475.00	893,920.00	433,480.00	67.34%
DIRECT EXPENSES:					
DEPRECIATION	17,776.00	-	-	17,776.00	0.00%
POSTAGE	4,000.00	222.48	1,383.07	2,616.93	34.58%
STAFF TRAVEL/PARKING	13,000.00	5,519.22	7,972.99	5,027.01	61.33%
STAFF MEMBERSHIP DUES	400.00	-	-	400.00	0.00%
SUPPLIES	2,500.00	117.39	366.73	2,133.27	14.67%
FACILITY, PARKING, FOOD	70,000.00	354.12	34,469.18	35,530.82	49.24%
EXAMINER FEES	35,000.00	-	10,000.00	25,000.00	28.57%
UBE EXMINATIONS	130,000.00	36,936.00	36,936.00	93,064.00	28.41%
BOARD OF BAR EXAMINERS	25,000.00	7,563.45	7,625.43	17,374.57	30.50%
BAR EXAM PROCTORS	31,000.00	14,369.75	14,369.75	16,630.25	46.35%
CHARACTER & FITNESS BOARD	20,000.00	170.78	9,040.47	10,959.53	45.20%
DISABILITY ACCOMMODATIONS	20,000.00	8,292.22	8,292.22	11,707.78	41.46%
CHARACTER & FITNESS INVESTIGATIONS	900.00	-	-	900.00	0.00%
LAW SCHOOL VISITS	1,000.00	-	659.12	340.88	65.91%
EXAM WRITING	28,355.00	14,175.00	14,175.00	14,180.00	49.99%
COURT REPORTERS	18,000.00	767.60	7,423.40	10,576.60	41.24%
PRINTING & COPYING	-	-	101.70	(101.70)	
TOTAL DIRECT EXPENSES:	416,931.00	88,488.01	152,815.06	264,115.94	36.65%
INDIRECT EXPENSES:					
SALARY EXPENSE (6.30 FTE)	496,503.00	42,742.57	253,419.53	243,083.47	51.04%
BENEFITS EXPENSE	188,862.00	14,961.31	91,999.03	96,862.97	48.71%
OTHER INDIRECT EXPENSE	155,683.00	12,248.44	84,148.33	71,534.67	54.05%
TOTAL INDIRECT EXPENSES:	841,048.00	69,952.32	429,566.89	411,481.11	51.08%
TOTAL ALL EXPENSES:	1,257,979.00	158,440.33	582,381.95	675,597.05	46.30%
NET INCOME (LOSS):	69,421.00	113,034.67	311,538.05		

Washington State Bar Association

Statement of Activities

For the Period from March 1, 2019 to March 31, 2019

50.00% OF YEAR COMPLETE

	FISCAL 2019 BUDGET	CURRENT MONTH	YEAR TO DATE	REMAINING BALANCE	% USED OF BUDGET
BOG/OED					
REVENUE:					
TOTAL REVENUE:	-	-	-	-	
DIRECT EXPENSES:					
STAFF TRAVEL/PARKING	5,400.00	-	2,250.00	3,150.00	41.67%
STAFF MEMBERSHIP DUES	2,131.00	-	925.00	1,206.00	43.41%
TELEPHONE	1,000.00	55.66	345.53	654.47	34.55%
WASHINGTON LEADERSHIP INSTITUTE	60,000.00	-	60,000.00	-	100.00%
BOG MEETINGS	117,000.00	25,855.16	38,557.54	78,442.46	32.96%
BOG COMMITTEES' EXPENSES	30,000.00	931.45	9,077.47	20,922.53	30.26%
BOG CONFERENCE ATTENDANCE	49,000.00	4,049.01	13,364.58	35,635.42	27.27%
BOG TRAVEL & OUTREACH	35,000.00	1,330.38	9,209.22	25,790.78	26.31%
ED TRAVEL & OUTREACH	5,000.00	191.15	1,635.69	3,364.31	32.71%
TOTAL DIRECT EXPENSES:	304,531.00	32,412.81	135,365.03	169,165.97	44.45%
INDIRECT EXPENSES:					
SALARY EXPENSE (2.45 FTE)	361,878.00	55,160.20	231,631.68	130,246.32	64.01%
BENEFITS EXPENSE	107,757.00	8,573.53	52,925.40	54,831.60	49.12%
OTHER INDIRECT EXPENSE	60,543.00	4,757.21	32,682.63	27,860.37	53.98%
TOTAL INDIRECT EXPENSES:	530,178.00	68,490.94	317,239.71	212,938.29	59.84%
TOTAL ALL EXPENSES:	834,709.00	100,903.75	452,604.74	382,104.26	54.22%
NET INCOME (LOSS):	(834,709.00)	(100,903.75)	(452,604.74)		

Washington State Bar Association

Statement of Activities

For the Period from March 1, 2019 to March 31, 2019

50.00% OF YEAR COMPLETE

	FISCAL 2019 BUDGET	CURRENT MONTH	YEAR TO DATE	REMAINING BALANCE	% USED OF BUDGET
COMMUNICATION STRATEGIES					
REVENUE:					
APEX LUNCH/DINNER	50,000.00	-	-	50,000.00	0.00%
50 YEAR MEMBER TRIBUTE LUNCH	750.00	-	300.00	450.00	40.00%
WSBA LOGO MERCHANDISE SALES	-	-	560.00	(560.00)	
TOTAL REVENUE:	50,750.00	-	860.00	49,890.00	1.69%
DIRECT EXPENSES:					
STAFF TRAVEL/PARKING	4,700.00	350.00	2,100.00	2,600.00	44.68%
STAFF MEMBERSHIP DUES	1,000.00	-	1,060.00	(60.00)	106.00%
SUBSCRIPTIONS	10,050.00	6,090.56	6,546.07	3,503.93	65.14%
DIGITAL/ONLINE DEVELOPMENT	1,450.00	-	406.36	1,043.64	28.02%
APEX DINNER	63,000.00	-	6,562.50	56,437.50	10.42%
50 YEAR MEMBER TRIBUTE LUNCH	8,000.00	-	8,458.95	(458.95)	105.74%
COMMUNICATIONS OUTREACH	15,000.00	959.94	10,284.03	4,715.97	68.56%
SPEAKERS & PROGRAM DEVELOP	1,600.00	-	-	1,600.00	0.00%
EQUIPMENT, HARDWARE & SOFTWARE	-	-	384.25	(384.25)	
TELEPHONE	-	26.72	133.46	(133.46)	
CONFERENCE CALLS	-	-	34.74	(34.74)	
TOTAL DIRECT EXPENSES:	104,800.00	7,427.22	35,970.36	68,829.64	34.32%
INDIRECT EXPENSES:					
SALARY EXPENSE (4.62 FTE)	312,393.00	27,257.37	167,216.41	145,176.59	53.53%
BENEFITS EXPENSE	124,221.00	9,572.02	58,850.78	65,370.22	47.38%
OTHER INDIRECT EXPENSE	114,168.00	8,967.57	61,608.64	52,559.36	53.96%
TOTAL INDIRECT EXPENSES:	550,782.00	45,796.96	287,675.83	263,106.17	52.23%
TOTAL ALL EXPENSES:	655,582.00	53,224.18	323,646.19	331,935.81	49.37%
NET INCOME (LOSS):	(604,832.00)	(53,224.18)	(322,786.19)		

Washington State Bar Association
Statement of Activities
For the Period from March 1, 2019 to March 31, 2019
50.00% OF YEAR COMPLETE

	FISCAL 2019 BUDGET	CURRENT MONTH	YEAR TO DATE	REMAINING BALANCE	% USED OF BUDGET
CONFERENCE & BROADCAST SERVICES					
REVENUE:					
TOTAL REVENUE:	-	-	-	-	
DIRECT EXPENSES:					
TRANSLATION SERVICES	3,500.00	679.40	2,772.90	727.10	79.23%
TOTAL DIRECT EXPENSES:	3,500.00	679.40	2,772.90	727.10	79.23%
INDIRECT EXPENSES:					
SALARY EXPENSE (7.15 FTE)	429,625.00	37,860.15	225,337.15	204,287.85	52.45%
BENEFITS EXPENSE	174,080.00	13,781.50	83,011.98	91,068.02	47.69%
OTHER INDIRECT EXPENSE	176,688.00	13,888.84	95,418.19	81,269.81	54.00%
TOTAL INDIRECT EXPENSES:	780,393.00	65,530.49	403,767.32	376,625.68	51.74%
TOTAL ALL EXPENSES:	783,893.00	66,209.89	406,540.22	377,352.78	51.86%
NET INCOME (LOSS):	(783,893.00)	(66,209.89)	(406,540.22)		

Washington State Bar Association

Statement of Activities

For the Period from March 1, 2019 to March 31, 2019

50.00% OF YEAR COMPLETE

	FISCAL 2019 BUDGET	CURRENT MONTH	YEAR TO DATE	REMAINING BALANCE	% USED OF BUDGET
DISCIPLINE					
REVENUE:					
AUDIT REVENUE	3,200.00	276.25	980.00	2,220.00	30.63%
RECOVERY OF DISCIPLINE COSTS	80,000.00	1,950.00	31,517.71	48,482.29	39.40%
DISCIPLINE HISTORY SUMMARY	13,000.00	1,067.87	7,090.29	5,909.71	54.54%
TOTAL REVENUE:	96,200.00	3,294.12	39,588.00	56,612.00	41.15%
DIRECT EXPENSES:					
DEPRECIATION-SOFTWARE	7,123.00	858.00	5,151.00	1,972.00	72.32%
PUBLICATIONS PRODUCTION	444.00	-	211.25	232.75	47.58%
STAFF TRAVEL/PARKING	35,000.00	2,073.08	14,083.86	20,916.14	40.24%
STAFF MEMBERSHIP DUES	3,900.00	-	1,560.05	2,339.95	40.00%
TELEPHONE	2,300.00	186.70	1,118.58	1,181.42	48.63%
COURT REPORTERS	55,000.00	1,359.18	11,010.66	43,989.34	20.02%
OUTSIDE COUNSEL/AIC	2,000.00	-	37.49	1,962.51	1.87%
LITIGATION EXPENSES	25,000.00	2,114.86	10,059.13	14,940.87	40.24%
DISABILITY EXPENSES	7,500.00	-	2,500.00	5,000.00	33.33%
ONLINE LEGAL RESEARCH	68,000.00	5,569.61	28,054.83	39,945.17	41.26%
LAW LIBRARY	12,500.00	-	5,786.13	6,713.87	46.29%
TRANSLATION SERVICES	1,500.00	-	247.89	1,252.11	16.53%
CONFERENCE CALLS	-	-	4.16	(4.16)	
TOTAL DIRECT EXPENSES:	220,267.00	12,161.43	79,825.03	140,441.97	36.24%
INDIRECT EXPENSES:					
SALARY EXPENSE (36.88 FTE)	3,556,329.00	305,163.57	1,780,410.11	1,775,918.89	50.06%
BENEFITS EXPENSE	1,196,316.00	94,173.00	583,593.62	612,722.38	48.78%
OTHER INDIRECT EXPENSE	911,363.00	71,604.10	491,929.96	419,433.04	53.98%
TOTAL INDIRECT EXPENSES:	5,664,008.00	470,940.67	2,855,933.69	2,808,074.31	50.42%
TOTAL ALL EXPENSES:	5,884,275.00	483,102.10	2,935,758.72	2,948,516.28	49.89%
NET INCOME (LOSS):	(5,788,075.00)	(479,807.98)	(2,896,170.72)		

Washington State Bar Association

Statement of Activities

For the Period from March 1, 2019 to March 31, 2019

50.00% OF YEAR COMPLETE

	FISCAL 2019 BUDGET	CURRENT MONTH	YEAR TO DATE	REMAINING BALANCE	% USED OF BUDGET
DIVERSITY					
REVENUE:					
DONATIONS	110,000.00	-	137,500.00	(27,500.00)	125.00%
WORK STUDY GRANTS	10,374.00	-	2,829.75	7,544.25	27.28%
TOTAL REVENUE:	120,374.00	-	140,329.75	(19,955.75)	116.58%
DIRECT EXPENSES:					
STAFF TRAVEL/PARKING	6,000.00	68.21	1,357.25	4,642.75	22.62%
STAFF MEMBERSHIP DUES	350.00	-	-	350.00	0.00%
COMMITTEE FOR DIVERSITY	5,000.00	588.43	2,884.33	2,115.67	57.69%
DIVERSITY EVENTS & PROJECTS	10,000.00	381.39	3,235.82	6,764.18	32.36%
INTERNAL DIVERSITY OUTREACH	200.00	-	70.24	129.76	35.12%
TOTAL DIRECT EXPENSE:	21,550.00	1,038.03	7,547.64	14,002.36	35.02%
INDIRECT EXPENSES:					
SALARY EXPENSE (4.05 FTE)	328,835.00	28,947.14	169,089.19	159,745.81	51.42%
BENEFITS EXPENSE	115,724.00	9,178.85	56,484.02	59,239.98	48.81%
OTHER INDIRECT EXPENSE	100,082.00	7,874.00	54,095.40	45,986.60	54.05%
TOTAL INDIRECT EXPENSES:	544,641.00	45,999.99	279,668.61	264,972.39	51.35%
TOTAL ALL EXPENSES:	566,191.00	47,038.02	287,216.25	278,974.75	50.73%
NET INCOME (LOSS):	(445,817.00)	(47,038.02)	(146,886.50)		

Washington State Bar Association

Statement of Activities

For the Period from March 1, 2019 to March 31, 2019

50.00% OF YEAR COMPLETE

	FISCAL 2019 BUDGET	CURRENT MONTH	YEAR TO DATE	REMAINING BALANCE	% USED OF BUDGET
FOUNDATION					
REVENUE:					
TOTAL REVENUE:	-	-	-	-	
DIRECT EXPENSES:					
CONSULTING SERVICES	3,000.00	-	2,000.00	1,000.00	66.67%
PRINTING & COPYING	800.00	-	494.90	305.10	61.86%
STAFF TRAVEL/PARKING	1,400.00	-	11.99	1,388.01	0.86%
SUPPLIES	500.00	-	-	500.00	0.00%
SPECIAL EVENTS	5,000.00	-	-	5,000.00	0.00%
BOARD OF TRUSTEES	3,000.00	-	188.40	2,811.60	6.28%
POSTAGE	500.00	-	-	500.00	0.00%
TOTAL DIRECT EXPENSES:	14,200.00	-	2,695.29	11,504.71	18.98%
INDIRECT EXPENSES:					
SALARY EXPENSE (1.15 FTE)	89,538.00	9,117.46	47,277.68	42,260.32	52.80%
BENEFITS EXPENSE	32,707.00	2,582.39	15,892.26	16,814.74	48.59%
OTHER INDIRECT EXPENSE	28,418.00	2,241.88	15,402.10	13,015.90	54.20%
TOTAL INDIRECT EXPENSES:	150,663.00	13,941.73	78,572.04	72,090.96	52.15%
TOTAL ALL EXPENSES:	164,863.00	13,941.73	81,267.33	83,595.67	49.29%
NET INCOME (LOSS):	(164,863.00)	(13,941.73)	(81,267.33)		

Washington State Bar Association

Statement of Activities

For the Period from March 1, 2019 to March 31, 2019

50.00% OF YEAR COMPLETE

	FISCAL 2019 BUDGET	CURRENT MONTH	YEAR TO DATE	REMAINING BALANCE	% USED OF BUDGET
HUMAN RESOURCES					
REVENUE:					
TOTAL REVENUE:	<u>-</u>	<u>-</u>	<u>-</u>	<u>-</u>	
DIRECT EXPENSES:					
STAFF TRAVEL/PARKING	150.00	-	220.00	(70.00)	146.67%
STAFF MEMBERSHIP DUES	1,250.00	-	778.00	472.00	62.24%
SUBSCRIPTIONS	2,100.00	1,644.50	1,799.30	300.70	85.68%
STAFF TRAINING- GENERAL	30,000.00	2,022.83	5,187.13	24,812.87	17.29%
RECRUITING AND ADVERTISING	7,000.00	295.04	2,415.80	4,584.20	34.51%
PAYROLL PROCESSING	49,000.00	4,565.29	24,025.32	24,974.68	49.03%
SALARY SURVEYS	2,900.00	324.80	1,524.90	1,375.10	52.58%
CONSULTING SERVICES	10,000.00	-	-	10,000.00	0.00%
TRANSFER TO INDIRECT EXPENSE	(102,400.00)	(8,852.46)	(35,950.45)	(66,449.55)	35.11%
TOTAL DIRECT EXPENSES:	<u>-</u>	<u>-</u>	<u>-</u>	<u>-</u>	
INDIRECT EXPENSES:					
SALARY EXPENSE (2.45 FTE)	260,398.00	21,106.07	127,261.12	133,136.88	48.87%
ALLOWANCE FOR OPEN POSITIONS	(200,000.00)	-	-	(200,000.00)	0.00%
BENEFITS EXPENSE	84,017.00	6,671.93	41,123.99	42,893.01	48.95%
OTHER INDIRECT EXPENSE	60,543.00	4,757.20	32,682.61	27,860.39	53.98%
TOTAL INDIRECT EXPENSES:	<u>204,958.00</u>	<u>32,535.20</u>	<u>201,067.72</u>	<u>3,890.28</u>	<u>98.10%</u>
TOTAL ALL EXPENSES:	<u>204,958.00</u>	<u>32,535.20</u>	<u>201,067.72</u>	<u>3,890.28</u>	<u>98.10%</u>
NET INCOME (LOSS):	<u>(204,958.00)</u>	<u>(32,535.20)</u>	<u>(201,067.72)</u>		

Washington State Bar Association
Statement of Activities
For the Period from March 1, 2019 to March 31, 2019
50.00% OF YEAR COMPLETE

	FISCAL 2019 BUDGET	CURRENT MONTH	YEAR TO DATE	REMAINING BALANCE	% USED OF BUDGET
LAW CLERK PROGRAM					
REVENUE:					
LAW CLERK FEES	162,000.00	6,695.00	152,311.00	9,689.00	94.02%
LAW CLERK APPLICATION FEES	4,000.00	400.00	1,500.00	2,500.00	37.50%
TOTAL REVENUE:	166,000.00	7,095.00	153,811.00	12,189.00	92.66%
DIRECT EXPENSES:					
SUBSCRIPTIONS	250.00	-	-	250.00	0.00%
CHARACTER & FITNESS INVESTIGATIONS	100.00	-	-	100.00	0.00%
LAW CLERK BOARD EXPENSE	6,000.00	-	2,204.24	3,795.76	36.74%
STAFF TRAVEL/PARKING	-	33.33	33.33	(33.33)	
LAW CLERK OUTREACH	5,000.00	-	-	5,000.00	0.00%
TOTAL DIRECT EXPENSES:	11,350.00	33.33	2,237.57	9,112.43	19.71%
INDIRECT EXPENSES:					
SALARY EXPENSE (1.10 FTE)	84,449.00	7,137.26	42,530.90	41,918.10	50.36%
BENEFITS EXPENSE	31,033.00	2,461.32	15,123.71	15,909.29	48.73%
OTHER INDIRECT EXPENSE	27,183.00	2,132.54	14,650.83	12,532.17	53.90%
TOTAL INDIRECT EXPENSES:	142,665.00	11,731.12	72,305.44	70,359.56	50.68%
TOTAL ALL EXPENSES:	154,015.00	11,764.45	74,543.01	79,471.99	48.40%
NET INCOME (LOSS):	11,985.00	(4,669.45)	79,267.99		

Washington State Bar Association

Statement of Activities

For the Period from March 1, 2019 to March 31, 2019

50.00% OF YEAR COMPLETE

	FISCAL 2019 BUDGET	CURRENT MONTH	YEAR TO DATE	REMAINING BALANCE	% USED OF BUDGET
LEGISLATIVE					
REVENUE:					
TOTAL REVENUE:	-	-	-	-	
DIRECT EXPENSES:					
STAFF TRAVEL/PARKING	4,550.00	467.56	1,483.92	3,066.08	32.61%
STAFF MEMBERSHIP DUES	450.00	-	-	450.00	0.00%
SUBSCRIPTIONS	2,000.00	-	1,981.80	18.20	99.09%
TELEPHONE	400.00	-	-	400.00	0.00%
OLYMPIA RENT	2,500.00	207.03	621.09	1,878.91	24.84%
CONTRACT LOBBYIST	5,000.00	1,250.00	3,750.00	1,250.00	75.00%
LOBBYIST CONTACT COSTS	1,000.00	-	-	1,000.00	0.00%
LEGISLATIVE COMMITTEE	2,500.00	-	2,099.23	400.77	83.97%
BOG LEGISLATIVE COMMITTEE	250.00	-	-	250.00	0.00%
TOTAL DIRECT EXPENSES:	18,650.00	1,924.59	9,936.04	8,713.96	53.28%
INDIRECT EXPENSES:					
SALARY EXPENSE (1.10 FTE)	80,340.00	6,946.50	40,790.15	39,549.85	50.77%
BENEFITS EXPENSE	27,893.00	2,397.94	14,730.37	13,162.63	52.81%
OTHER INDIRECT EXPENSE	27,183.00	2,132.55	14,650.88	12,532.12	53.90%
TOTAL INDIRECT EXPENSES:	135,416.00	11,476.99	70,171.40	65,244.60	51.82%
TOTAL ALL EXPENSES:	154,066.00	13,401.58	80,107.44	73,958.56	52.00%
NET INCOME (LOSS):	(154,066.00)	(13,401.58)	(80,107.44)		

Washington State Bar Association

Statement of Activities

For the Period from March 1, 2019 to March 31, 2019

50.00% OF YEAR COMPLETE

	FISCAL 2019 BUDGET	CURRENT MONTH	YEAR TO DATE	REMAINING BALANCE	% USED OF BUDGET
LICENSING & MEMBERSHIP RECORDS					
REVENUE:					
STATUS CERTIFICATE FEES	22,000.00	1,639.70	9,570.13	12,429.87	43.50%
RULE 9/LEGAL INTERN FEES	11,000.00	200.00	2,100.00	8,900.00	19.09%
INVESTIGATION FEES	22,000.00	1,900.00	15,200.00	6,800.00	69.09%
PRO HAC VICE	230,000.00	38,052.00	170,911.00	59,089.00	74.31%
MEMBER CONTACT INFORMATION	19,000.00	431.20	5,186.16	13,813.84	27.30%
PHOTO BAR CARD SALES	350.00	60.00	228.00	122.00	65.14%
TOTAL REVENUE:	304,350.00	42,282.90	203,195.29	101,154.71	66.76%
DIRECT EXPENSES:					
DEPRECIATION	13,812.00	1,150.00	6,903.00	6,909.00	49.98%
POSTAGE	29,000.00	10,449.05	16,330.30	12,669.70	56.31%
LICENSING FORMS	3,000.00	-	2,441.11	558.89	81.37%
TOTAL DIRECT EXPENSES:	45,812.00	11,599.05	25,674.41	20,137.59	56.04%
INDIRECT EXPENSES:					
SALARY EXPENSE (4.35 FTE)	395,080.00	36,483.66	204,039.91	191,040.09	51.65%
BENEFITS EXPENSE	133,752.00	10,608.54	65,304.52	68,447.48	48.83%
OTHER INDIRECT EXPENSE	107,495.00	8,448.16	58,039.84	49,455.16	53.99%
TOTAL INDIRECT EXPENSES:	636,327.00	55,540.36	327,384.27	308,942.73	51.45%
TOTAL ALL EXPENSES:	682,139.00	67,139.41	353,058.68	329,080.32	51.76%
NET INCOME (LOSS):	(377,789.00)	(24,856.51)	(149,863.39)		

Washington State Bar Association

Statement of Activities

For the Period from March 1, 2019 to March 31, 2019

50.00% OF YEAR COMPLETE

	FISCAL 2019 BUDGET	CURRENT MONTH	YEAR TO DATE	REMAINING BALANCE	% USED OF BUDGET
LIMITED LICENSE LEGAL TECHNICIAN PROGRAM					
REVENUE:					
TOTAL REVENUE:	<u>-</u>	<u>-</u>	<u>-</u>	<u>-</u>	
DIRECT EXPENSES:					
STAFF TRAVEL/PARKING	600.00	(33.33)	333.15	266.85	55.53%
LLLT BOARD	17,000.00	1,057.42	7,147.95	9,852.05	42.05%
LLLT OUTREACH	8,000.00	50.77	2,407.66	5,592.34	30.10%
TOTAL DIRECT EXPENSES:	<u>25,600.00</u>	<u>1,074.86</u>	<u>9,888.76</u>	<u>15,711.24</u>	<u>38.63%</u>
INDIRECT EXPENSES:					
SALARY EXPENSE (1.55 FTE)	135,526.00	10,626.67	67,035.71	68,490.29	49.46%
BENEFITS EXPENSE	41,762.00	3,759.21	23,126.71	18,635.29	55.38%
OTHER INDIRECT EXPENSE	38,303.00	3,007.42	20,661.45	17,641.55	53.94%
TOTAL INDIRECT EXPENSES:	<u>215,591.00</u>	<u>17,393.30</u>	<u>110,823.87</u>	<u>104,767.13</u>	<u>51.40%</u>
TOTAL ALL EXPENSES:	<u>241,191.00</u>	<u>18,468.16</u>	<u>120,712.63</u>	<u>120,478.37</u>	<u>50.05%</u>
NET INCOME (LOSS):	<u><u>(241,191.00)</u></u>	<u><u>(18,468.16)</u></u>	<u><u>(120,712.63)</u></u>		

Washington State Bar Association
Statement of Activities
For the Period from March 1, 2019 to March 31, 2019
50.00% OF YEAR COMPLETE

	FISCAL 2019 BUDGET	CURRENT MONTH	YEAR TO DATE	REMAINING BALANCE	% USED OF BUDGET
LIMITED PRACTICE OFFICERS					
REVENUE:					
TOTAL REVENUE:	-	-	-	-	
DIRECT EXPENSES:					
LPO BOARD	3,000.00	454.71	1,806.35	1,193.65	60.21%
TOTAL DIRECT EXPENSES:	3,000.00	454.71	1,806.35	1,193.65	60.21%
INDIRECT EXPENSES:					
SALARY EXPENSE (1.17 FTE)	99,089.00	8,330.00	50,096.82	48,992.18	50.56%
BENEFITS EXPENSE	40,651.00	2,775.70	17,074.94	23,576.06	42.00%
OTHER INDIRECT EXPENSE	28,913.00	2,269.25	15,589.97	13,323.03	53.92%
TOTAL INDIRECT EXPENSES:	168,653.00	13,374.95	82,761.73	85,891.27	49.07%
TOTAL ALL EXPENSES:	171,653.00	13,829.66	84,568.08	87,084.92	49.27%
NET INCOME (LOSS):	(171,653.00)	(13,829.66)	(84,568.08)		

Washington State Bar Association

Statement of Activities

For the Period from March 1, 2019 to March 31, 2019

50.00% OF YEAR COMPLETE

	FISCAL 2019 BUDGET	CURRENT MONTH	YEAR TO DATE	REMAINING BALANCE	% USED OF BUDGET
MANDATORY CONTINUING LEGAL EDUCATION					
REVENUE:					
ACCREDITED PROGRAM FEES	540,000.00	63,400.00	324,145.00	215,855.00	60.03%
FORM 1 LATE FEES	150,000.00	17,950.00	108,737.50	41,262.50	72.49%
MEMBER LATE FEES	203,000.00	29,600.00	144,050.00	58,950.00	70.96%
ANNUAL ACCREDITED SPONSOR FEES	43,000.00	-	43,000.00	-	100.00%
ATTENDANCE LATE FEES	85,000.00	5,950.00	45,330.00	39,670.00	53.33%
COMITY CERTIFICATES	29,000.00	643.40	32,319.06	(3,319.06)	111.45%
TOTAL REVENUE:	1,050,000.00	117,543.40	697,581.56	352,418.44	66.44%
DIRECT EXPENSES:					
DEPRECIATION	249,948.00	20,676.00	124,049.00	125,899.00	49.63%
STAFF MEMBERSHIP DUES	500.00	500.00	500.00	-	100.00%
MCLE BOARD	2,000.00	-	528.69	1,471.31	26.43%
TOTAL DIRECT EXPENSES:	252,448.00	21,176.00	125,077.69	127,370.31	49.55%
INDIRECT EXPENSES:					
SALARY EXPENSE (4.90 FTE)	374,898.00	25,547.11	206,882.34	168,015.66	55.18%
BENEFITS EXPENSE	124,996.00	9,899.88	60,886.47	64,109.53	48.71%
OTHER INDIRECT EXPENSE	121,087.00	9,514.39	65,365.25	55,721.75	53.98%
TOTAL INDIRECT EXPENSES:	620,981.00	44,961.38	333,134.06	287,846.94	53.65%
TOTAL ALL EXPENSES:	873,429.00	66,137.38	458,211.75	415,217.25	52.46%
NET INCOME (LOSS):	176,571.00	51,406.02	239,369.81		

Washington State Bar Association
Statement of Activities
For the Period from March 1, 2019 to March 31, 2019
50.00% OF YEAR COMPLETE

	FISCAL 2019 BUDGET	CURRENT MONTH	YEAR TO DATE	REMAINING BALANCE	% USED OF BUDGET
MEMBER ASSISTANCE PROGRAM					
REVENUE:					
DIVERSIONS	10,000.00	2,250.00	6,016.80	3,983.20	60.17%
LAP GROUPS REVENUE	-	-	280.00	(280.00)	
TOTAL REVENUE:	10,000.00	2,250.00	6,296.80	3,703.20	62.97%
DIRECT EXPENSES:					
PUBLICATIONS PRODUCTION	200.00	127.86	127.86	72.14	63.93%
STAFF MEMBERSHIP DUES	225.00	-	-	225.00	0.00%
PROF LIAB INSURANCE	850.00	-	825.00	25.00	97.06%
TOTAL DIRECT EXPENSES:	1,275.00	127.86	952.86	322.14	74.73%
INDIRECT EXPENSES:					
SALARY EXPENSE (0.90 FTE)	84,582.00	7,346.62	43,585.00	40,997.00	51.53%
BENEFITS EXPENSE	34,402.00	2,715.01	16,668.71	17,733.29	48.45%
OTHER INDIRECT EXPENSE	22,240.00	1,749.77	12,021.22	10,218.78	54.05%
TOTAL INDIRECT EXPENSES:	141,224.00	11,811.40	72,274.93	68,949.07	51.18%
TOTAL ALL EXPENSES:	142,499.00	11,939.26	73,227.79	69,271.21	51.39%
NET INCOME (LOSS):	(132,499.00)	(9,689.26)	(66,930.99)		

Washington State Bar Association
Statement of Activities
For the Period from March 1, 2019 to March 31, 2019
50.00% OF YEAR COMPLETE

	FISCAL 2019 BUDGET	CURRENT MONTH	YEAR TO DATE	REMAINING BALANCE	% USED OF BUDGET
MEMBER SERVICES & ENGAGEMENT					
REVENUE:					
ROYALTIES	30,000.00	-	22,778.47	7,221.53	75.93%
NMP PRODUCT SALES	70,000.00	2,157.00	58,302.64	11,697.36	83.29%
SPONSORSHIPS	1,200.00	-	725.00	475.00	60.42%
SEMINAR REGISTRATIONS	30,000.00	-	-	30,000.00	0.00%
TRIAL ADVOCACY PROGRAM	10,000.00	-	14,955.00	(4,955.00)	149.55%
TOTAL REVENUE:	141,200.00	2,157.00	96,761.11	44,438.89	68.53%
DIRECT EXPENSES:					
STAFF TRAVEL/PARKING	4,500.00	-	193.93	4,306.07	4.31%
SUBSCRIPTIONS	480.00	-	769.60	(289.60)	160.33%
CONFERENCE CALLS	200.00	13.27	27.88	172.12	13.94%
YLL SECTION PROGRAM	1,100.00	35.00	740.00	360.00	67.27%
WYLC CLE COMPS	1,000.00	-	-	1,000.00	0.00%
WYLC OUTREACH EVENTS	2,500.00	(26.42)	-	2,500.00	0.00%
WYL COMMITTEE	15,000.00	-	794.52	14,205.48	5.30%
OPEN SECTIONS NIGHT	4,400.00	-	2,999.64	1,400.36	68.17%
RURAL PLACEMENT PROGRAM	10,500.00	-	-	10,500.00	0.00%
TRIAL ADVOCACY EXPENSES	2,500.00	704.12	1,947.44	552.56	77.90%
RECEPTION/FORUM EXPENSE	4,000.00	817.03	3,076.64	923.36	76.92%
WYLC SCHOLARSHIPS/DONATIONS/GRANT	2,500.00	-	835.90	1,664.10	33.44%
STAFF MEMBERSHIP DUES	385.00	-	-	385.00	0.00%
LENDING LIBRARY	5,500.00	74.91	1,885.39	3,614.61	34.28%
NMP SPEAKERS & PROGRAM DEVELOPMENT	1,500.00	574.80	670.26	829.74	44.68%
TOTAL DIRECT EXPENSES:	56,065.00	2,192.71	13,941.20	42,123.80	24.87%
INDIRECT EXPENSES:					
SALARY EXPENSE (3.98 FTE)	296,941.00	25,531.24	142,589.56	154,351.44	48.02%
BENEFITS EXPENSE	110,321.00	8,737.71	53,758.08	56,562.92	48.73%
OTHER INDIRECT EXPENSE	98,352.00	7,737.28	53,156.23	45,195.77	54.05%
TOTAL INDIRECT EXPENSES:	505,614.00	42,006.23	249,503.87	256,110.13	49.35%
TOTAL ALL EXPENSES:	561,679.00	44,198.94	263,445.07	298,233.93	46.90%
NET INCOME (LOSS):	(420,479.00)	(42,041.94)	(166,683.96)		

Washington State Bar Association
Statement of Activities
For the Period from March 1, 2019 to March 31, 2019
50.00% OF YEAR COMPLETE

	FISCAL 2019 BUDGET	CURRENT MONTH	YEAR TO DATE	REMAINING BALANCE	% USED OF BUDGET
MEMBERSHIP BENEFITS					
REVENUE:					
SPONSORSHIPS	8,000.00	1,000.00	1,000.00	7,000.00	12.50%
INTERNET SALES	9,000.00	147.00	11,221.00	(2,221.00)	124.68%
TOTAL REVENUE:	17,000.00	1,147.00	12,221.00	4,779.00	71.89%
DIRECT EXPENSES:					
LEGAL LUNCHBOX COURSEBOOK PRODUCTION	500.00	-	-	500.00	0.00%
LEGAL LUNCHBOX SPEAKERS & PROGRAM	1,700.00	450.61	476.41	1,223.59	28.02%
WSBA CONNECTS	46,560.00	11,640.00	31,040.00	15,520.00	66.67%
CASEMAKER & FASTCASE	136,336.00	5,416.00	96,860.95	39,475.05	71.05%
CONFERENCE CALLS	-	-	256.53	(256.53)	
TOTAL DIRECT EXPENSES:	185,096.00	17,506.61	128,633.89	56,462.11	69.50%
INDIRECT EXPENSES:					
SALARY EXPENSE (0.73 FTE)	54,366.00	4,647.28	26,332.16	28,033.84	48.43%
BENEFITS EXPENSE	20,206.00	1,604.63	9,883.35	10,322.65	48.91%
OTHER INDIRECT EXPENSE	18,039.00	1,421.73	9,767.36	8,271.64	54.15%
TOTAL INDIRECT EXPENSES:	92,611.00	7,673.64	45,982.87	46,628.13	49.65%
TOTAL ALL EXPENSES:	277,707.00	25,180.25	174,616.76	103,090.24	62.88%
NET INCOME (LOSS):	(260,707.00)	(24,033.25)	(162,395.76)		

Washington State Bar Association

Statement of Activities

For the Period from March 1, 2019 to March 31, 2019

50.00% OF YEAR COMPLETE

	FISCAL 2019 BUDGET	CURRENT MONTH	YEAR TO DATE	REMAINING BALANCE	% USED OF BUDGET
NORTHWEST LAWYER					
REVENUE:					
ROYALTIES	-	-	1,267.59	(1,267.59)	
DISPLAY ADVERTISING	297,500.00	25,029.20	51,526.30	245,973.70	17.32%
SUBSCRIPT/SINGLE ISSUES	350.00	-	72.00	278.00	20.57%
CLASSIFIED ADVERTISING	12,500.00	1,963.00	10,793.50	1,706.50	86.35%
GEN ANNOUNCEMENTS	17,500.00	182.00	546.00	16,954.00	3.12%
PROF ANNOUNCEMENTS	21,000.00	1,524.60	2,734.20	18,265.80	13.02%
JOB TARGET ADVERTISING	112,500.00	11,109.56	92,988.65	19,511.35	82.66%
TOTAL REVENUE:	461,350.00	39,808.36	159,928.24	301,421.76	34.67%
DIRECT EXPENSES:					
BAD DEBT EXPENSE	2,000.00	(500.00)	(2,450.00)	4,450.00	-122.50%
POSTAGE	89,000.00	10,144.08	39,916.73	49,083.27	44.85%
PRINTING, COPYING & MAILING	250,000.00	-	86,649.83	163,350.17	34.66%
DIGITAL/ONLINE DEVELOPMENT	10,200.00	-	2,900.00	7,300.00	28.43%
GRAPHICS/ARTWORK	3,500.00	-	-	3,500.00	0.00%
EDITORIAL ADVISORY COMMITTEE	800.00	-	206.40	593.60	25.80%
STAFF MEMBERSHIP DUES	135.00	-	-	135.00	0.00%
SUPPLIES	-	-	17.79	(17.79)	
TOTAL DIRECT EXPENSES:	355,635.00	9,644.08	127,240.75	228,394.25	35.78%
INDIRECT EXPENSES:					
SALARY EXPENSE (2.25 FTE)	177,211.00	17,400.46	88,507.09	88,703.91	49.94%
BENEFITS EXPENSE	70,006.00	5,531.13	25,483.57	44,522.43	36.40%
OTHER INDIRECT EXPENSE	55,601.00	4,374.46	30,053.04	25,547.96	54.05%
TOTAL INDIRECT EXPENSES:	302,818.00	27,306.05	144,043.70	158,774.30	47.57%
TOTAL ALL EXPENSES:	658,453.00	36,950.13	271,284.45	387,168.55	41.20%
NET INCOME (LOSS):	(197,103.00)	2,858.23	(111,356.21)		

Washington State Bar Association
Statement of Activities
For the Period from March 1, 2019 to March 31, 2019
50.00% OF YEAR COMPLETE

	FISCAL 2019 BUDGET	CURRENT MONTH	YEAR TO DATE	REMAINING BALANCE	% USED OF BUDGET
OFFICE OF GENERAL COUNSEL					
REVENUE:					
COPY FEES	-	-	330.00	(330.00)	
TOTAL REVENUE:	-	-	330.00	(330.00)	
DIRECT EXPENSES:					
DEPRECIATION	3,336.00	-	-	3,336.00	0.00%
STAFF TRAVEL/PARKING	3,240.00	-	-	3,240.00	0.00%
STAFF MEMBERSHIP DUES	1,500.00	-	200.00	1,300.00	13.33%
COURT RULES COMMITTEE	2,000.00	-	1,487.74	512.26	74.39%
DISCIPLINE ADVISORY ROUNDTABLE	500.00	-	-	500.00	0.00%
CUSTODIANSHIPS	2,500.00	-	-	2,500.00	0.00%
LITIGATION EXPENSES	-	2.10	7.05	(7.05)	
TOTAL DIRECT EXPENSES:	13,076.00	2.10	1,694.79	11,381.21	12.96%
INDIRECT EXPENSES:					
SALARY EXPENSE (5.75 FTE)	588,978.00	40,291.93	246,077.87	342,900.13	41.78%
BENEFITS EXPENSE	197,610.00	14,890.35	91,824.13	105,785.87	46.47%
OTHER INDIRECT EXPENSE	142,092.00	11,182.16	76,822.96	65,269.04	54.07%
TOTAL INDIRECT EXPENSES:	928,680.00	66,364.44	414,724.96	513,955.04	44.66%
TOTAL ALL EXPENSES:	941,756.00	66,366.54	416,419.75	525,336.25	44.22%
NET INCOME (LOSS):	(941,756.00)	(66,366.54)	(416,089.75)		

Washington State Bar Association
Statement of Activities
For the Period from March 1, 2019 to March 31, 2019
50.00% OF YEAR COMPLETE

	FISCAL 2019 BUDGET	CURRENT MONTH	YEAR TO DATE	REMAINING BALANCE	% USED OF BUDGET
OFFICE OF GENERAL COUNSEL - DISCIPLINARY BOARD					
REVENUE:					
TOTAL REVENUE:	-	-	-	-	
DIRECT EXPENSE:					
STAFF MEMBERSHIP DUES	500.00	-	-	500.00	0.00%
DISCIPLINARY BOARD EXPENSES	10,000.00	279.15	2,262.44	7,737.56	22.62%
CHIEF HEARING OFFICER	33,000.00	2,500.00	15,000.00	18,000.00	45.45%
HEARING OFFICER EXPENSES	3,000.00	24.00	134.43	2,865.57	4.48%
HEARING OFFICER TRAINING	2,000.00	-	-	2,000.00	0.00%
OUTSIDE COUNSEL	55,000.00	3,000.00	20,500.00	34,500.00	37.27%
TOTAL DIRECT EXPENSES:	103,500.00	5,803.15	37,896.87	65,603.13	36.62%
INDIRECT EXPENSES:					
SALARY EXPENSE (1.45 FTE)	110,578.00	8,135.79	48,543.83	62,034.17	43.90%
BENEFITS EXPENSE	40,663.00	3,181.87	19,570.28	21,092.72	48.13%
OTHER INDIRECT EXPENSE	35,832.00	2,816.03	19,346.64	16,485.36	53.99%
TOTAL INDIRECT EXPENSES:	187,073.00	14,133.69	87,460.75	99,612.25	46.75%
TOTAL ALL EXPENSES:	290,573.00	19,936.84	125,357.62	165,215.38	43.14%
NET INCOME (LOSS):	(290,573.00)	(19,936.84)	(125,357.62)		

Washington State Bar Association

Statement of Activities

For the Period from March 1, 2019 to March 31, 2019

50.00% OF YEAR COMPLETE

	FISCAL 2019 BUDGET	CURRENT MONTH	YEAR TO DATE	REMAINING BALANCE	% USED OF BUDGET
OUTREACH & ENGAGEMENT					
REVENUE:					
TOTAL REVENUE:	-	-	-	-	
DIRECT EXPENSE:					
STAFF TRAVEL/PARKING	1,400.00	-	-	1,400.00	0.00%
STAFF MEMBERSHIP DUES	1,152.00	-	-	1,152.00	0.00%
CONFERENCE CALLS	200.00	-	-	200.00	0.00%
ABA DELEGATES	4,500.00	522.80	2,970.84	1,529.16	66.02%
ANNUAL CHAIR MEETINGS	600.00	-	496.74	103.26	82.79%
JUDICIAL RECOMMENDATIONS COMMITTEE	4,500.00	-	2,082.50	2,417.50	46.28%
BOG ELECTIONS	6,500.00	3,920.00	3,920.00	2,580.00	60.31%
BAR OUTREACH	10,000.00	-	663.12	9,336.88	6.63%
PROFESSIONALISM	2,000.00	-	-	2,000.00	0.00%
TOTAL DIRECT EXPENSES:	30,852.00	4,442.80	10,133.20	20,718.80	32.84%
INDIRECT EXPENSES:					
SALARY EXPENSE (2.73 FTE)	224,397.00	19,398.42	113,776.27	110,620.73	50.70%
BENEFITS EXPENSE	79,186.00	6,365.94	39,189.49	39,996.51	49.49%
OTHER INDIRECT EXPENSE	67,463.00	5,303.99	36,439.24	31,023.76	54.01%
TOTAL INDIRECT EXPENSES:	371,046.00	31,068.35	189,405.00	181,641.00	51.05%
TOTAL ALL EXPENSES:	401,898.00	35,511.15	199,538.20	202,359.80	49.65%
NET INCOME (LOSS):	(401,898.00)	(35,511.15)	(199,538.20)		

Washington State Bar Association
Statement of Activities
For the Period from March 1, 2019 to March 31, 2019
50.00% OF YEAR COMPLETE

	FISCAL 2019 BUDGET	CURRENT MONTH	YEAR TO DATE	REMAINING BALANCE	% USED OF BUDGET
PRACTICE OF LAW BOARD					
REVENUE:					
TOTAL REVENUE:	<u>-</u>	<u>-</u>	<u>-</u>	<u>-</u>	
DIRECT EXPENSES:					
PRACTICE OF LAW BOARD	16,000.00	1,064.20	5,343.53	10,656.47	33.40%
TOTAL DIRECT EXPENSES:	<u>16,000.00</u>	<u>1,064.20</u>	<u>5,343.53</u>	<u>10,656.47</u>	<u>33.40%</u>
INDIRECT EXPENSES:					
SALARY EXPENSE (0.40 FTE)	50,676.00	1,954.31	11,156.60	39,519.40	22.02%
BENEFITS EXPENSE	13,502.00	1,079.62	6,680.47	6,821.53	49.48%
OTHER INDIRECT EXPENSE	<u>9,885.00</u>	<u>765.54</u>	<u>5,259.30</u>	<u>4,625.70</u>	<u>53.20%</u>
TOTAL INDIRECT EXPENSES:	<u>74,063.00</u>	<u>3,799.47</u>	<u>23,096.37</u>	<u>50,966.63</u>	<u>31.18%</u>
TOTAL ALL EXPENSES:	<u>90,063.00</u>	<u>4,863.67</u>	<u>28,439.90</u>	<u>61,623.10</u>	<u>31.58%</u>
NET INCOME (LOSS):	<u>(90,063.00)</u>	<u>(4,863.67)</u>	<u>(28,439.90)</u>		

Washington State Bar Association
Statement of Activities
For the Period from March 1, 2019 to March 31, 2019
50.00% OF YEAR COMPLETE

	FISCAL 2019 BUDGET	CURRENT MONTH	YEAR TO DATE	REMAINING BALANCE	% USED OF BUDGET
PROFESSIONAL RESPONSIBILITY PROGRAM					
REVENUE:					
TOTAL REVENUE:	-	-	-	-	
DIRECT EXPENSES:					
STAFF TRAVEL/PARKING	2,000.00	95.16	1,396.13	603.87	69.81%
STAFF MEMBERSHIP DUES	500.00	-	-	500.00	0.00%
CPE COMMITTEE	4,200.00	24.00	2,193.53	2,006.47	52.23%
TOTAL DIRECT EXPENSES:	6,700.00	119.16	3,589.66	3,110.34	53.58%
INDIRECT EXPENSES:					
SALARY EXPENSE (1.65 FTE)	160,192.00	13,873.08	81,469.83	78,722.17	50.86%
BENEFITS EXPENSE	57,904.00	4,590.97	28,246.34	29,657.66	48.78%
OTHER INDIRECT EXPENSE	40,774.00	3,198.81	21,976.20	18,797.80	53.90%
TOTAL INDIRECT EXPENSES:	258,870.00	21,662.86	131,692.37	127,177.63	50.87%
TOTAL ALL EXPENSES:	265,570.00	21,782.02	135,282.03	130,287.97	50.94%
NET INCOME (LOSS):	(265,570.00)	(21,782.02)	(135,282.03)		

Washington State Bar Association

Statement of Activities

For the Period from March 1, 2019 to March 31, 2019

50.00% OF YEAR COMPLETE

	FISCAL 2019 BUDGET	CURRENT MONTH	YEAR TO DATE	REMAINING BALANCE	% USED OF BUDGET
PUBLIC SERVICE PROGRAMS					
REVENUE:					
DONATIONS & GRANTS	110,000.00	-	137,500.00	(27,500.00)	125.00%
PSP PRODUCT SALES	2,000.00	198.00	1,817.00	183.00	90.85%
TOTAL REVENUE:	112,000.00	198.00	139,317.00	(27,317.00)	124.39%
DIRECT EXPENSES:					
DONATIONS/SPONSORSHIPS/GRANTS	207,915.00	-	48,999.58	158,915.42	23.57%
STAFF TRAVEL/PARKING	2,000.00	-	89.85	1,910.15	4.49%
PRO BONO & PUBLIC SERVICE COMMITTEE	2,000.00	159.89	860.03	1,139.97	43.00%
PUBLIC SERVICE EVENTS AND PROJECTS	20,500.00	-	162.27	20,337.73	0.79%
TOTAL DIRECT EXPENSES:	232,415.00	159.89	50,111.73	182,303.27	21.56%
INDIRECT EXPENSES:					
SALARY EXPENSE (1.03 FTE)	87,057.00	6,293.43	35,228.70	51,828.30	40.47%
BENEFITS EXPENSE	29,994.00	2,379.36	14,626.91	15,367.09	48.77%
OTHER INDIRECT EXPENSE	25,453.00	1,995.84	13,711.75	11,741.25	53.87%
TOTAL INDIRECT EXPENSES:	142,504.00	10,668.63	63,567.36	78,936.64	44.61%
TOTAL ALL EXPENSES:	374,919.00	10,828.52	113,679.09	261,239.91	30.32%
NET INCOME (LOSS):	(262,919.00)	(10,630.52)	25,637.91		

Washington State Bar Association

Statement of Activities

For the Period from March 1, 2019 to March 31, 2019

50.00% OF YEAR COMPLETE

	FISCAL 2019 BUDGET	CURRENT MONTH	YEAR TO DATE	REMAINING BALANCE	% USED OF BUDGET
PUBLICATION & DESIGN SERVICES					
REVENUE:					
TOTAL REVENUE:	-	-	-	-	
DIRECT EXPENSES:					
STAFF MEMBERSHIP DUES	500.00	-	-	500.00	0.00%
SUBSCRIPTIONS	83.00	-	79.98	3.02	96.36%
IMAGE LIBRARY	4,680.00	-	4,200.00	480.00	89.74%
TOTAL DIRECT EXPENSES:	5,263.00	-	4,279.98	983.02	81.32%
INDIRECT EXPENSES:					
SALARY EXPENSE (1.22 FTE)	80,074.00	7,096.45	46,013.22	34,060.78	57.46%
BENEFITS EXPENSE	31,380.00	2,474.19	15,002.98	16,377.02	47.81%
OTHER INDIRECT EXPENSE	30,148.00	2,378.57	16,341.22	13,806.78	54.20%
TOTAL INDIRECT EXPENSES:	141,602.00	11,949.21	77,357.42	64,244.58	54.63%
TOTAL ALL EXPENSES:	146,865.00	11,949.21	81,637.40	65,227.60	55.59%
NET INCOME (LOSS):	(146,865.00)	(11,949.21)	(81,637.40)		

Washington State Bar Association

Statement of Activities

For the Period from March 1, 2019 to March 31, 2019

50.00% OF YEAR COMPLETE

	FISCAL 2019 BUDGET	CURRENT MONTH	YEAR TO DATE	REMAINING BALANCE	% USED OF BUDGET
SECTIONS ADMINISTRATION					
REVENUE:					
REIMBURSEMENTS FROM SECTIONS	300,000.00	3,731.25	286,812.50	13,187.50	95.60%
TOTAL REVENUE:	300,000.00	3,731.25	286,812.50	13,187.50	95.60%
DIRECT EXPENSES:					
STAFF TRAVEL/PARKING	1,200.00	137.68	570.19	629.81	47.52%
SUBSCRIPTIONS	372.00	-	372.00	-	100.00%
CONFERENCE CALLS	300.00	-	88.79	211.21	29.60%
MISCELLANEOUS	300.00	-	-	300.00	0.00%
SECTION/COMMITTEE CHAIR MTGS	1,000.00	-	360.87	639.13	36.09%
DUES STATEMENTS	6,000.00	-	5,585.18	414.82	93.09%
STAFF MEMBERSHIP DUES	125.00	-	-	125.00	0.00%
TOTAL DIRECT EXPENSES:	9,297.00	137.68	6,977.03	2,319.97	75.05%
INDIRECT EXPENSES:					
SALARY EXPENSE (4.25 FTE)	297,955.00	25,175.64	152,022.54	145,932.46	51.02%
BENEFITS EXPENSE	112,039.00	8,875.33	54,552.52	57,486.48	48.69%
OTHER INDIRECT EXPENSE	105,024.00	8,256.74	56,725.00	48,299.00	54.01%
TOTAL INDIRECT EXPENSES:	515,018.00	42,307.71	263,300.06	251,717.94	51.12%
TOTAL ALL EXPENSES:	524,315.00	42,445.39	270,277.09	254,037.91	51.55%
NET INCOME (LOSS):	(224,315.00)	(38,714.14)	16,535.41		

Washington State Bar Association
Statement of Activities
For the Period from March 1, 2019 to March 31, 2019
50.00% OF YEAR COMPLETE

	FISCAL 2019 BUDGET	CURRENT MONTH	YEAR TO DATE	REMAINING BALANCE	% USED OF BUDGET
TECHNOLOGY					
REVENUE:					
TOTAL REVENUE:	-	-	-	-	
DIRECT EXPENSES:					
CONSULTING SERVICES	85,000.00	17,774.53	51,744.86	33,255.14	60.88%
STAFF TRAVEL/PARKING	2,500.00	-	-	2,500.00	0.00%
STAFF MEMBERSHIP DUES	110.00	-	-	110.00	0.00%
TELEPHONE	24,000.00	1,466.24	9,200.48	14,799.52	38.34%
COMPUTER HARDWARE	29,000.00	3,600.26	8,380.98	20,619.02	28.90%
COMPUTER SOFTWARE	29,000.00	935.18	9,988.33	19,011.67	34.44%
HARDWARE SERVICE & WARRANTIES	60,000.00	2,408.99	31,468.64	28,531.36	52.45%
SOFTWARE MAINTENANCE & LICENSING	270,000.00	6,589.11	115,379.11	154,620.89	42.73%
TELEPHONE HARDWARE & MAINTENANCE	10,000.00	-	137.35	9,862.65	1.37%
COMPUTER SUPPLIES	15,000.00	(1,715.17)	3,764.55	11,235.45	25.10%
THIRD PARTY SERVICES	143,000.00	1,412.20	106,594.45	36,405.55	74.54%
TRANSFER TO INDIRECT EXPENSES	(667,610.00)	(32,471.34)	(336,658.75)	(330,951.25)	50.43%
TOTAL DIRECT EXPENSES:	-	-	-	-	
INDIRECT EXPENSES:					
SALARY EXPENSE (12.10 FTE)	1,059,680.00	96,912.84	556,562.55	503,117.45	52.52%
BENEFITS EXPENSE	370,332.00	29,380.48	176,493.31	193,838.69	47.66%
CAPITAL LABOR & OVERHEAD	(188,800.00)	(9,864.24)	(54,521.37)	(134,278.63)	28.88%
OTHER INDIRECT EXPENSE	299,010.00	23,512.62	161,534.84	137,475.16	54.02%
TOTAL INDIRECT EXPENSES:	1,540,222.00	139,941.70	840,069.33	700,152.67	54.54%
TOTAL ALL EXPENSES:	1,540,222.00	139,941.70	840,069.33	700,152.67	54.54%
NET INCOME (LOSS):	(1,540,222.00)	(139,941.70)	(840,069.33)		

Washington State Bar Association

Statement of Activities

For the Period from March 1, 2019 to March 31, 2019

50.00% OF YEAR COMPLETE

	FISCAL 2019 BUDGET	CURRENT MONTH	YEAR TO DATE	REMAINING BALANCE	% USED OF BUDGET
CLE - PRODUCTS					
REVENUE:					
SHIPPING & HANDLING	1,000.00	36.00	232.68	767.32	23.27%
COURSEBOOK SALES	11,000.00	305.00	5,436.00	5,564.00	49.42%
MP3 AND VIDEO SALES	950,000.00	20,658.75	598,584.85	351,415.15	63.01%
TOTAL REVENUE:	962,000.00	20,999.75	604,253.53	357,746.47	62.81%
DIRECT EXPENSES:					
BAD DEBT EXPENSE	100.00	-	(399.00)	499.00	-399.00%
DEPRECIATION	5,540.00	1,030.00	3,936.12	1,603.88	71.05%
STAFF MEMBERSHIP DUES	410.00	-	335.00	75.00	81.71%
COST OF SALES - COURSEBOOKS	1,200.00	23.05	462.96	737.04	38.58%
A/V DEVELOP COSTS (RECORDING)	1,500.00	-	-	1,500.00	0.00%
ONLINE PRODUCT HOSTING EXPENSES	40,000.00	3,699.53	22,309.14	17,690.86	55.77%
SHIPPING SUPPLIES	100.00	-	-	100.00	0.00%
POSTAGE & DELIVERY-COURSEBOOKS	500.00	18.69	205.45	294.55	41.09%
TOTAL DIRECT EXPENSES:	49,350.00	4,771.27	26,849.67	22,500.33	54.41%
INDIRECT EXPENSES:					
SALARY EXPENSE (1.63 FTE)	98,425.00	8,837.92	52,903.65	45,521.35	53.75%
BENEFITS EXPENSE	40,026.00	3,165.12	19,476.45	20,549.55	48.66%
OTHER INDIRECT EXPENSE	40,280.00	3,171.48	21,788.44	18,491.56	54.09%
TOTAL INDIRECT EXPENSES:	178,731.00	15,174.52	94,168.54	84,562.46	52.69%
TOTAL ALL EXPENSES:	228,081.00	19,945.79	121,018.21	107,062.79	53.06%
NET INCOME (LOSS):	733,919.00	1,053.96	483,235.32		

Washington State Bar Association
Statement of Activities
For the Period from March 1, 2019 to March 31, 2019
50.00% OF YEAR COMPLETE

	FISCAL 2019 BUDGET	CURRENT MONTH	YEAR TO DATE	REMAINING BALANCE	% USED OF BUDGET
CLE - SEMINARS					
REVENUE:					
SEMINAR REGISTRATIONS	876,000.00	30,669.50	278,644.25	597,355.75	31.81%
SEMINAR-EXHIB/SPNSR/ETC	41,500.00	-	500.00	41,000.00	1.20%
TOTAL REVENUE:	917,500.00	30,669.50	279,144.25	638,355.75	30.42%
DIRECT EXPENSES:					
BAD DEBT EXPENSE	500.00	-	(124.00)	624.00	-24.80%
STAFF TRAVEL/PARKING	5,675.00	-	190.60	5,484.40	3.36%
STAFF MEMBERSHIP DUES	850.00	-	672.00	178.00	79.06%
SUPPLIES	3,650.00	-	186.17	3,463.83	5.10%
COURSEBOOK PRODUCTION	3,000.00	17.77	208.06	2,791.94	6.94%
POSTAGE - FLIERS/CATALOGS	10,685.00	1,430.90	3,290.76	7,394.24	30.80%
POSTAGE - MISC./DELIVERY	2,500.00	105.00	280.00	2,220.00	11.20%
ACCREDITATION FEES	4,696.00	(48.00)	2,050.00	2,646.00	43.65%
SEMINAR BROCHURES	20,770.00	2,783.27	7,111.56	13,658.44	34.24%
FACILITIES	223,500.00	6,400.00	38,730.10	184,769.90	17.33%
SPEAKERS & PROGRAM DEVELOP	68,100.00	97.61	9,365.58	58,734.42	13.75%
CLE SEMINAR COMMITTEE	500.00	-	92.39	407.61	18.48%
TELEPHONE	-	-	13.88	(13.88)	
TOTAL DIRECT EXPENSES:	344,426.00	10,786.55	62,067.10	282,358.90	18.02%
INDIRECT EXPENSES:					
SALARY EXPENSE (8.09 FTE)	557,997.00	45,078.61	284,929.50	273,067.50	51.06%
BENEFITS EXPENSE	214,152.00	16,090.83	103,307.15	110,844.85	48.24%
OTHER INDIRECT EXPENSE	199,917.00	15,720.65	108,002.92	91,914.08	54.02%
TOTAL INDIRECT EXPENSES:	972,066.00	76,890.09	496,239.57	475,826.43	51.05%
TOTAL ALL EXPENSES:	1,316,492.00	87,676.64	558,306.67	758,185.33	42.41%
NET INCOME (LOSS):	(398,992.00)	(57,007.14)	(279,162.42)		

Washington State Bar Association
Statement of Activities
For the Period from March 1, 2019 to March 31, 2019
50.00% OF YEAR COMPLETE

	FISCAL 2019 BUDGET	CURRENT MONTH	YEAR TO DATE	REMAINING BALANCE	% USED OF BUDGET
CONTINUING LEGAL EDUCATION (CLE)					
REVENUE:					
SEMINAR REGISTRATIONS	876,000.00	30,669.50	278,644.25	597,355.75	31.81%
SEMINAR-EXHIB/SPNSR/ETC	41,500.00	-	500.00	41,000.00	1.20%
SHIPPING & HANDLING	1,000.00	36.00	232.68	767.32	23.27%
COURSEBOOK SALES	11,000.00	305.00	5,436.00	5,564.00	49.42%
MP3 AND VIDEO SALES	950,000.00	20,658.75	598,584.85	351,415.15	63.01%
TOTAL REVENUE:	1,879,500.00	51,669.25	883,397.78	996,102.22	47.00%
DIRECT EXPENSES:					
COURSEBOOK PRODUCTION	3,000.00	17.77	208.06	2,791.94	6.94%
POSTAGE - FLIERS/CATALOGS	10,685.00	1,430.90	3,290.76	7,394.24	30.80%
POSTAGE - MISC./DELIVERY	2,500.00	105.00	280.00	2,220.00	11.20%
DEPRECIATION	5,540.00	1,030.00	3,936.12	1,603.88	71.05%
ONLINE EXPENSES	40,000.00	3,699.53	22,309.14	17,690.86	55.77%
ACCREDITATION FEES	4,696.00	(48.00)	2,050.00	2,646.00	43.65%
SEMINAR BROCHURES	20,770.00	2,783.27	7,111.56	13,658.44	34.24%
FACILITIES	223,500.00	6,400.00	38,730.10	184,769.90	17.33%
SPEAKERS & PROGRAM DEVELOP	68,100.00	97.61	9,365.58	58,734.42	13.75%
CLE SEMINAR COMMITTEE	500.00	-	92.39	407.61	18.48%
BAD DEBT EXPENSE	600.00	-	(523.00)	1,123.00	-87.17%
STAFF TRAVEL/PARKING	5,675.00	-	190.60	5,484.40	3.36%
STAFF MEMBERSHIP DUES	1,260.00	-	1,007.00	253.00	79.92%
SUPPLIES	3,650.00	-	186.17	3,463.83	5.10%
TELEPHONE	-	-	13.88	(13.88)	
COST OF SALES - COURSEBOOKS	1,200.00	23.05	462.96	737.04	38.58%
A/V DEVELOP COSTS (RECORDING)	1,500.00	-	-	1,500.00	0.00%
SHIPPING SUPPLIES	100.00	-	-	100.00	0.00%
POSTAGE & DELIVERY-COURSEBOOKS	500.00	18.69	205.45	294.55	41.09%
TOTAL DIRECT EXPENSES:	393,776.00	15,557.82	88,916.77	304,859.23	22.58%
INDIRECT EXPENSES:					
SALARY EXPENSE (9.72 FTE)	656,422.00	53,916.53	337,833.15	318,588.85	51.47%
BENEFITS EXPENSE	254,178.00	19,255.95	122,783.60	131,394.40	48.31%
OTHER INDIRECT EXPENSE	240,197.00	18,892.13	129,791.36	110,405.64	54.04%
TOTAL INDIRECT EXPENSES:	1,150,797.00	92,064.61	590,408.11	560,388.89	51.30%
TOTAL ALL EXPENSES:	1,544,573.00	107,622.43	679,324.88	865,248.12	43.98%
NET INCOME (LOSS):	334,927.00	(55,953.18)	204,072.90		

Washington State Bar Association

Statement of Activities

For the Period from March 1, 2019 to March 31, 2019

50.00% OF YEAR COMPLETE

	FISCAL 2019 BUDGET	CURRENT MONTH	YEAR TO DATE	REMAINING BALANCE	% USED OF BUDGET
DESKBOOKS					
REVENUE:					
SHIPPING & HANDLING	2,000.00	576.00	1,702.32	297.68	85.12%
DESKBOOK SALES	80,000.00	16,672.58	50,488.98	29,511.02	63.11%
SECTION PUBLICATION SALES	3,000.00	225.00	2,025.00	975.00	67.50%
CASEMAKER ROYALTIES	75,000.00	5,615.94	19,072.67	55,927.33	25.43%
TOTAL REVENUE:	160,000.00	23,089.52	73,288.97	86,711.03	45.81%
DIRECT EXPENSES:					
COST OF SALES - DESKBOOKS	50,000.00	14,510.56	41,116.74	8,883.26	82.23%
COST OF SALES - SECTION PUBLICATION	750.00	39.02	390.20	359.80	52.03%
SPLITS TO SECTIONS	1,000.00	-	398.60	601.40	39.86%
DESKBOOK ROYALTIES	1,000.00	-	659.92	340.08	65.99%
SHIPPING SUPPLIES	150.00	-	-	150.00	0.00%
POSTAGE & DELIVER-DESKBOOKS	2,000.00	(420.24)	2,480.58	(480.58)	124.03%
FLIERS/CATALOGS	3,000.00	-	-	3,000.00	0.00%
POSTAGE - FLIERS/CATALOGS	1,500.00	-	-	1,500.00	0.00%
COMPLIMENTARY BOOK PROGRAM	2,000.00	2,113.08	2,524.62	(524.62)	126.23%
BAD DEBT EXPENSE	100.00	-	-	100.00	0.00%
RECORDS STORAGE - OFF SITE	7,440.00	1,350.00	4,670.00	2,770.00	62.77%
STAFF MEMBERSHIP DUES	250.00	-	168.00	82.00	67.20%
MISCELLANEOUS	200.00	-	-	200.00	0.00%
TOTAL DIRECT EXPENSES:	69,390.00	17,592.42	52,408.66	16,981.34	75.53%
INDIRECT EXPENSES:					
SALARY EXPENSE (2.05 FTE)	117,663.00	10,286.94	60,557.30	57,105.70	51.47%
BENEFITS EXPENSE	48,981.00	3,868.18	23,792.86	25,188.14	48.58%
OTHER INDIRECT EXPENSE	50,659.00	3,991.71	27,423.42	23,235.58	54.13%
TOTAL INDIRECT EXPENSES:	217,303.00	18,146.83	111,773.58	105,529.42	51.44%
TOTAL ALL EXPENSES:	286,693.00	35,739.25	164,182.24	122,510.76	57.27%
NET INCOME (LOSS):	(126,693.00)	(12,649.73)	(90,893.27)		

Washington State Bar Association

Statement of Activities

For the Period from March 1, 2019 to March 31, 2019

50.00% OF YEAR COMPLETE

	FISCAL 2019 BUDGET	CURRENT MONTH	YEAR TO DATE	REMAINING BALANCE	% USED OF BUDGET
CLIENT PROTECTION FUND					
REVENUE:					
CPF RESTITUTION	3,000.00	412.40	2,011.85	988.15	67.06%
CPF MEMBER ASSESSMENTS	982,000.00	15,780.00	993,780.00	(11,780.00)	101.20%
INTEREST INCOME	7,500.00	6,478.43	33,479.96	(25,979.96)	446.40%
TOTAL REVENUE:	992,500.00	22,670.83	1,029,271.81	(36,771.81)	103.70%
DIRECT EXPENSES:					
BANK FEES - WELLS FARGO	1,000.00	(130.65)	(327.20)	1,327.20	-32.72%
GIFTS TO INJURED CLIENTS	500,000.00	-	56,200.00	443,800.00	11.24%
CPF BOARD EXPENSES	3,000.00	126.89	461.20	2,538.80	15.37%
TOTAL DIRECT EXPENSES:	504,000.00	(3.76)	56,334.00	447,666.00	11.18%
INDIRECT EXPENSES:					
SALARY EXPENSE (1.25 FTE)	97,740.00	7,026.03	41,084.31	56,655.69	42.03%
BENEFITS EXPENSE	35,581.00	2,779.13	17,091.93	18,489.07	48.04%
OTHER INDIRECT EXPENSE	30,889.00	2,433.28	16,716.98	14,172.02	54.12%
TOTAL INDIRECT EXPENSES:	164,210.00	12,238.44	74,893.22	89,316.78	45.61%
TOTAL ALL EXPENSES:	668,210.00	12,234.68	131,227.22	536,982.78	19.64%
NET INCOME (LOSS):	324,290.00	10,436.15	898,044.59		

Washington State Bar Association
Statement of Activities
For the Period from March 1, 2019 to March 31, 2019
50.00% OF YEAR COMPLETE

	FISCAL 2019 BUDGET	CURRENT MONTH	YEAR TO DATE	REMAINING BALANCE	% USED OF BUDGET
MANAGEMENT OF WESTERN STATES BAR CONFERENCE (NO WSBA FUNDS)					
REVENUE:					
REGISTRATION REVENUE	33,000.00	34,982.50	34,482.50	(1,482.50)	104.49%
OTHER ACTIVITIES REGISTRATION REVENUE	20,000.00	22,015.00	21,870.00	(1,870.00)	109.35%
WESTERN STATES BAR MEMBERSHIP DUES	3,200.00	200.00	3,000.00	200.00	93.75%
SPONSORSHIPS	12,000.00	7,700.00	7,700.00	4,300.00	64.17%
TOTAL REVENUE:	68,200.00	64,897.50	67,052.50	1,147.50	98.32%
DIRECT EXPENSES:					
FACILITIES	55,000.00	31,500.00	31,500.00	23,500.00	57.27%
SPEAKERS & PROGRAM DEVELOPMENT	1,000.00	-	-	1,000.00	0.00%
BANK FEES	-	-	1.00	(1.00)	
WSBC PRESIDENT TRAVEL	500.00	-	-	500.00	0.00%
OPTIONAL ACTIVITIES EXPENSE	3,500.00	4,862.08	4,940.23	(1,440.23)	141.15%
MARKETING EXPENSE	800.00	111.23	163.27	636.73	20.41%
STAFF TRAVEL/PARKING	2,000.00	135.00	912.87	1,087.13	45.64%
TOTAL DIRECT EXPENSES:	62,800.00	36,608.31	37,517.37	25,282.63	59.74%
INDIRECT EXPENSES:					
TOTAL INDIRECT EXPENSES:	-	-	-	-	
TOTAL ALL EXPENSES:	62,800.00	36,608.31	37,517.37	25,282.63	59.74%
NET INCOME (LOSS):	5,400.00	28,289.19	29,535.13		

Washington State Bar Association
Statement of Activities
For the Period from March 1, 2019 to March 31, 2019
50.00% OF YEAR COMPLETE

	FISCAL 2019 BUDGET	CURRENT MONTH	YEAR TO DATE	REMAINING BALANCE	% USED OF BUDGET
SECTIONS OPERATIONS					
REVENUE:					
SECTION DUES	472,490.00	5,575.00	434,959.37	37,530.63	92.06%
SEMINAR PROFIT SHARE	15,000.00	-	7,034.41	7,965.59	46.90%
INTEREST INCOME	1,900.00	-	-	1,900.00	0.00%
PUBLICATIONS REVENUE	4,000.00	-	2,432.73	1,567.27	60.82%
OTHER	50,750.00	2,423.00	19,454.75	31,295.25	38.33%
TOTAL REVENUE:	544,140.00	7,998.00	463,881.26	80,258.74	85.25%
DIRECT EXPENSES:					
DIRECT EXPENSES OF SECTION ACTIVITIES	531,505.00	18,899.16	93,566.94	437,938.06	17.60%
REIMBURSEMENT TO WSBA FOR INDIRECT EXPENSES	309,019.50	3,731.25	286,812.50	22,207.00	92.81%
TOTAL DIRECT EXPENSES:	840,524.50	22,630.41	380,379.44	460,145.06	45.26%
NET INCOME (LOSS):	(296,384.50)	(14,632.41)	83,501.82		

Washington State Bar Association
Statement of Activities
For the Period from March 1, 2019 to March 31, 2019
50.00% OF YEAR COMPLETE

	FISCAL 2019 BUDGET	CURRENT MONTH	YEAR TO DATE	REMAINING BALANCE	% USED OF BUDGET
INDIRECT EXPENSES:					
SALARIES	11,868,980.00	1,037,582.00	5,969,190.96	5,899,789.04	50.29%
ALLOWANCE FOR OPEN POSITIONS	(200,000.00)	-	-	(200,000.00)	0.00%
TEMPORARY SALARIES	141,330.00	9,788.25	122,161.37	19,168.63	86.44%
CAPITAL LABOR & OVERHEAD	(188,800.00)	(9,864.24)	(54,521.37)	(134,278.63)	28.88%
EMPLOYEE ASSISTANCE PLAN	4,800.00	-	2,400.00	2,400.00	50.00%
EMPLOYEE SERVICE AWARDS	2,230.00	520.00	1,912.60	317.40	85.77%
FICA (EMPLOYER PORTION)	879,000.00	77,187.10	423,049.20	455,950.80	48.13%
L&I INSURANCE	47,250.00	-	9,668.59	37,581.41	20.46%
WA STATE FAMILY MEDICAL LEAVE (EMPLOYER PORTION)	-	1,506.72	4,402.76	(4,402.76)	
MEDICAL (EMPLOYER PORTION)	1,590,000.00	121,153.47	727,045.33	862,954.67	45.73%
RETIREMENT (EMPLOYER PORTION)	1,494,000.00	122,836.35	733,716.79	760,283.21	49.11%
TRANSPORTATION ALLOWANCE	119,250.00	355.00	106,753.20	12,496.80	89.52%
UNEMPLOYMENT INSURANCE	87,500.00	9,403.59	33,676.02	53,823.98	38.49%
STAFF DEVELOPMENT-GENERAL	6,900.00	134.60	604.39	6,295.61	8.76%
TOTAL SALARY & BENEFITS EXPENSE:	15,852,440.00	1,370,602.84	8,080,059.84	7,772,380.16	50.97%
WORKPLACE BENEFITS	39,000.00	13,285.07	27,164.23	11,835.77	69.65%
HUMAN RESOURCES POOLED EXP	102,400.00	8,852.46	35,950.45	66,449.55	35.11%
MEETING SUPPORT EXPENSES	12,500.00	1,358.67	6,488.03	6,011.97	51.90%
RENT	1,802,000.00	151,821.26	1,001,830.21	800,169.79	55.60%
PERSONAL PROP TAXES-WSBA	14,000.00	900.85	7,544.31	6,455.69	53.89%
FURNITURE, MAINT, LH IMP	35,200.00	2,034.62	11,299.61	23,900.39	32.10%
OFFICE SUPPLIES & EQUIPMENT	46,000.00	2,037.44	30,657.73	15,342.27	66.65%
FURN & OFFICE EQUIP DEPRECIATION	51,300.00	7,698.00	25,401.78	25,898.22	49.52%
COMPUTER HARDWARE DEPRECIATION	51,800.00	5,583.00	22,846.00	28,954.00	44.10%
COMPUTER SOFTWARE DEPRECIATION	162,700.00	9,310.00	56,316.00	106,384.00	34.61%
INSURANCE	143,000.00	11,916.18	71,497.08	71,502.92	50.00%
PROFESSIONAL FEES-AUDIT	35,000.00	-	31,669.20	3,330.80	90.48%
PROFESSIONAL FEES-LEGAL	50,000.00	9,865.14	97,411.87	(47,411.87)	194.82%
TELEPHONE & INTERNET	47,000.00	3,650.91	21,973.03	25,026.97	46.75%
POSTAGE - GENERAL	36,000.00	1,569.67	11,910.64	24,089.36	33.09%
RECORDS STORAGE	40,000.00	3,994.74	25,271.52	14,728.48	63.18%
STAFF TRAINING	95,245.00	3,309.26	32,962.15	62,282.85	34.61%
BANK FEES	35,400.00	2,488.03	19,204.51	16,195.49	54.25%
PRODUCTION MAINTENANCE & SUPPLIES	12,000.00	1,121.22	3,650.72	8,349.28	30.42%
COMPUTER POOLED EXPENSES	667,610.00	32,471.34	336,658.75	330,951.25	50.43%
TOTAL OTHER INDIRECT EXPENSES:	3,478,155.00	273,267.86	1,877,707.82	1,600,447.18	53.99%
TOTAL INDIRECT EXPENSES:	19,330,595.00	1,643,870.70	9,957,767.66		

Washington State Bar Association
Statement of Activities
For the Period from March 1, 2019 to March 31, 2019
50.00% OF YEAR COMPLETE

	FISCAL 2019 BUDGET	CURRENT MONTH	YEAR TO DATE	REMAINING BALANCE
SUMMARY PAGE				
LICENSE FEES	15,958,200.00	1,430,629.85	8,123,046.78	7,835,153.22
ACCESS TO JUSTICE	(327,324.00)	(23,658.68)	(147,240.58)	(180,083.42)
ADMINISTRATION	(1,043,654.00)	(41,599.50)	(424,793.95)	(618,860.05)
ADMISSIONS/BAR EXAM	69,421.00	113,034.67	311,538.05	(242,117.05)
BOARD OF GOVERNORS	(834,709.00)	(100,903.75)	(452,604.74)	(382,104.26)
COMMUNICATIONS	(604,832.00)	(53,224.18)	(322,786.19)	(282,045.81)
CONFERENCE & BROADCAST SERVICES	(783,893.00)	(66,209.89)	(406,540.22)	(377,352.78)
DISCIPLINE	(5,788,075.00)	(479,807.98)	(2,896,170.72)	(2,891,904.28)
DIVERSITY	(445,817.00)	(47,038.02)	(146,886.50)	(298,930.50)
FOUNDATION	(164,863.00)	(13,941.73)	(81,267.33)	(83,595.67)
HUMAN RESOURCES	(204,958.00)	(32,535.20)	(201,067.72)	(3,890.28)
LAP	(132,499.00)	(9,689.26)	(66,930.99)	(65,568.01)
LEGISLATIVE	(154,066.00)	(13,401.58)	(80,107.44)	(73,958.56)
LICENSING AND MEMBERSHIP	(377,789.00)	(24,856.51)	(149,863.39)	(227,925.61)
LIMITED LICENSE LEGAL TECHNICIAN	(241,191.00)	(18,468.16)	(120,712.63)	(120,478.37)
LIMITED PRACTICE OFFICERS	(171,653.00)	(13,829.66)	(84,568.08)	(87,084.92)
MANDATORY CLE ADMINISTRATION	176,571.00	51,406.02	239,369.81	(62,798.81)
MEMBER BENEFITS	(260,707.00)	(24,033.25)	(162,395.76)	(98,311.24)
MEMBER SERVICES & ENGAGEMENT	(420,479.00)	(42,041.94)	(166,683.96)	(253,795.04)
NW LAWYER	(197,103.00)	2,858.23	(111,356.21)	(85,746.79)
OFFICE OF GENERAL COUNSEL	(941,756.00)	(66,366.54)	(416,089.75)	(525,666.25)
OGC-DISCIPLINARY BOARD	(290,573.00)	(19,936.84)	(125,357.62)	(165,215.38)
OUTREACH & ENGAGEMENT	(401,898.00)	(35,511.15)	(199,538.20)	(202,359.80)
PRACTICE OF LAW BOARD	(90,063.00)	(4,863.67)	(28,439.90)	(61,623.10)
PROFESSIONAL RESPONSIBILITY PROGRAM	(265,570.00)	(21,782.02)	(135,282.03)	(130,287.97)
PUBLICATION & DESIGN SERVICES	(146,865.00)	(11,949.21)	(81,637.40)	(65,227.60)
PUBLIC SERVICE PROGRAMS	(262,919.00)	(10,630.52)	25,637.91	(288,556.91)
LAW CLERK PROGRAM	11,985.00	(4,669.45)	79,267.99	(67,282.99)
SECTIONS ADMINISTRATION	(224,315.00)	(38,714.14)	16,535.41	(240,850.41)
TECHNOLOGY	(1,540,222.00)	(139,941.70)	(840,069.33)	(700,152.67)
CLE - PRODUCTS	733,919.00	1,053.96	483,235.32	250,683.68
CLE - SEMINARS	(398,992.00)	(57,007.14)	(279,162.42)	(119,829.58)
SECTIONS OPERATIONS	(296,384.50)	(14,632.41)	83,501.82	(379,886.32)
DESKBOOKS	(126,693.00)	(12,649.73)	(90,893.27)	(35,799.73)
CLIENT PROTECTION FUND	324,290.00	10,436.15	898,044.59	(573,754.59)
WESTERN STATES BAR CONFERENCE (No WSBA Funds)	5,400.00	28,289.19	29,535.13	(24,135.13)
INDIRECT EXPENSES	(19,330,595.00)	(1,643,870.70)	(9,957,767.66)	(9,372,827.34)
TOTAL OF ALL	19,190,671.50	1,450,056.44	7,886,501.18	11,304,170.32
NET INCOME (LOSS)	139,923.50	193,814.26	2,071,266.48	

**Washington State Bar Association
Analysis of Cash Investments
As of March 31, 2019**

Checking & Savings Accounts

General Fund

Checking

<u>Bank</u>	<u>Account</u>	<u>Amount</u>
Wells Fargo	General	\$ 599,544

Total

<u>Investments</u>	<u>Rate</u>	<u>Amount</u>
Wells Fargo Money Market	2.47%	\$ 7,431,778
UBS Financial Money Market	2.45%	\$ 583,305
Morgan Stanley Money Market	2.32%	\$ 26,434
Merrill Lynch Money Market	2.30%	\$ 1,935,963
Long Term Investments	Varies	\$ 3,344,288
Short Term Investments	Varies	\$ 4,480,000

General Fund Total \$ 18,401,311

Client Protection Fund

Checking

<u>Bank</u>	<u>Amount</u>
Wells Fargo	\$ 1,122,153

<u>Investments</u>	<u>Rate</u>	<u>Amount</u>
Wells Fargo Money Market	2.47%	\$ 3,318,920
Morgan Stanley Money Market	2.12%	\$ 105,116
Wells Fargo Investments	Varies	\$ -

Client Protection Fund Total \$ 4,546,189

Grand Total Cash & Investments \$ 22,947,501

**Washington State Bar Association
Analysis of Cash Investments
As of March 31, 2019**

Long Term Investments- General Fund

UBS Financial Long Term Investments
Nuveen 3-7 year Municipal Bond Portfolio

Value as of 3/31/2019
\$ 320,761.62

Morgan Stanley Long Term Investments
Lord Abbett Short Term Duration Income Fund
Guggenheim Total Return Bond Fund
Virtus Multi-Sector Short Term Bond Fund

Value as of 3/31/2019
\$ 809,092.23
\$ 1,118,201.55
\$ 1,096,232.45
\$ 3,023,526.23

Total Long Term Investments- General Fund 3,344,287.85

Short Term Investments- General Fund

<u>Bank</u>	<u>Interest Rate</u>	<u>Yield</u>	<u>Term</u>	<u>Maturity Date</u>	<u>Amount</u>
Radius Bank	2.30%	2.30%	4 months	5/31/2019	250,000.00
Mizrahi Tefahot Bank	2.30%	2.30%	3 months	6/12/2019	250,000.00
Customers Bank	2.30%	2.30%	3 months	6/14/2019	250,000.00
Fidelity Bank Atlanta	2.30%	2.30%	4 months	7/15/2019	250,000.00
Pacific Premier Bank	2.30%	2.30%	4 months	7/15/2019	250,000.00
City National Bank	2.40%	2.40%	6 months	7/18/2019	240,000.00
Stifel Bank & Trust	2.40%	2.40%	4 months	7/26/2019	250,000.00
Bank of Baroda	2.30%	2.30%	6 months	7/30/2019	250,000.00
Valley National Bank	2.30%	2.30%	6 months	7/30/2019	250,000.00
Old National Bank	2.35%	2.35%	6 months	8/15/2019	250,000.00
Banc of California	2.35%	2.35%	6 months	9/11/2019	250,000.00
Western Alliance Bank	2.30%	2.30%	6 months	9/16/2019	250,000.00
Citizens Bank Rhode Island	2.40%	2.40%	6 months	9/20/2019	250,000.00
Umpqua Bank	2.50%	2.50%	8 months	9/23/2019	250,000.00
Bank of NY Mellon	2.45%	2.45%	9 months	10/15/2019	250,000.00
UBS Bank	2.50%	2.50%	9 months	10/16/2019	240,000.00
Investors Bank	2.55%	2.55%	9 months	10/18/2019	250,000.00
US Bank National Association	2.45%	2.45%	9 months	11/6/2019	250,000.00

Total Short Term Investments- General Fund 4,480,000.00

Client Protection Fund

<u>Bank</u>	<u>Interest Rate</u>	<u>Yield</u>	<u>Term Mths</u>	<u>Maturity Date</u>	<u>Amount</u>
Total CPF					<u>-</u>

WASHINGTON STATE
B A R A S S O C I A T I O N

Financial Reports

(Unaudited)

Year to Date February 28, 2019

Prepared by Tiffany Lynch, Associate Director for Finance

Submitted by

Ann Holmes, Chief Operations Officer

March 20, 2019

Washington State Bar Association Financial Summary
Year to Date as of February 28, 2019 41.67% of Year
Compared to Fiscal Year 2019 Budget

Category	Actual Revenues	Budgeted Revenues	Actual Indirect Expenses	Budgeted Indirect Expenses	Actual Direct Expenses	Budgeted Direct Expenses	Actual Total Expenses	Budgeted Total Expenses	Actual Net Result	Budgeted Net Result
Access to Justice	-	7,500	115,781	271,867	7,801	62,957	123,582	334,824	(123,582)	(327,324)
Administration	100,662	100,000	489,299	1,138,769	(5,443)	4,885	483,857	1,143,654	(383,194)	(1,043,654)
Admissions/Bar Exam	622,445	1,327,400	359,615	841,048	64,327	416,931	423,942	1,257,979	198,503	69,421
Board of Governors	-	-	248,749	530,178	102,952	304,531	351,701	834,709	(351,701)	(834,709)
Communications Strategies	860	50,750	241,879	550,782	28,543	104,800	270,422	655,582	(269,562)	(604,832)
Conference & Broadcast Services	-	-	338,237	780,393	2,094	3,500	340,330	783,893	(340,330)	(783,893)
Discipline	36,294	96,200	2,384,993	5,664,008	67,664	220,267	2,452,657	5,884,275	(2,416,363)	(5,788,075)
Diversity	140,330	120,374	233,669	544,641	6,510	21,550	240,178	566,191	(99,848)	(445,817)
Foundation	-	-	64,630	150,663	2,695	14,200	67,326	164,863	(67,326)	(164,863)
Human Resources	-	-	168,533	204,958	-	-	168,533	204,958	(168,533)	(204,958)
Law Clerk Program	146,716	166,000	60,574	142,665	2,204	11,350	62,779	154,015	83,937	11,985
Legislative	-	-	58,694	135,416	8,011	18,650	66,706	154,066	(66,706)	(154,066)
Licensing and Membership Records	160,912	304,350	271,844	636,327	14,075	45,812	285,919	682,139	(125,007)	(377,789)
Licensing Fees	6,692,417	15,958,200	-	-	-	-	-	-	6,692,417	15,958,200
Limited License Legal Technician	-	-	93,431	215,591	8,814	25,600	102,244	241,191	(102,244)	(241,191)
Limited Practice Officers	-	-	69,387	168,653	1,352	3,000	70,738	156,182	(70,738)	(171,653)
Mandatory CLE	580,038	1,050,000	288,173	620,981	103,902	252,448	392,074	873,429	187,964	176,571
Member Assistance Program	4,047	10,000	60,464	141,224	825	1,275	61,289	142,499	(57,242)	(132,499)
Member Benefits	11,074	17,000.00	38,309	92,611	111,127	185,096	149,437	277,707	(138,363)	(260,707)
Member Services & Engagement	94,604	141,200.00	207,498	505,614	11,748	56,065	219,246	561,679	(124,642)	(420,479)
NW Lawyer	120,120	461,350	116,738	302,818	117,597	355,635	234,334	658,453	(114,214)	(197,103)
Office of General Counsel	330	-	348,361	928,680	1,693	13,076	350,053	941,756	(349,723)	(941,756)
OGC-Disciplinary Board	-	-	73,327	187,073	32,094	103,500	105,421	290,573	(105,421)	(290,573)
Outreach and Engagement	-	-	158,337	371,046	5,690	30,852	164,027	401,898	(164,027)	(401,898)
Practice of Law Board	-	-	19,297	74,063	4,279	16,000	23,576	90,063	(23,576)	(90,063)
Professional Responsibility Program	-	-	110,030	258,870	3,471	6,700	113,500	265,570	(113,500)	(265,570)
Public Service Programs	139,119	112,000	52,899	142,504	49,952	232,415	102,851	374,919	36,268	(262,919)
Publication and Design Services	-	-	65,408	141,602	4,280	5,283	69,688	146,865	(69,688)	(146,865)
Sections Administration	283,081	300,000	220,992	515,018	6,839	9,297	227,832	524,315	55,250	(224,315)
Technology	-	-	700,128	1,540,222	-	-	700,128	1,540,222	(700,128)	(1,540,222)
Subtotal General Fund	9,133,049	20,222,324	7,659,272	17,798,285	765,096	2,525,655	8,424,368	20,323,940	708,681	(101,616)
Expenses using reserve funds	-	-	-	-	-	-	8,424,368	-	-	-
Total General Fund - Net Result from Operations									708,681	(101,616)
Percentage of Budget	45.16%		43.03%		30.29%		41.45%			
CLE-Seminars and Products	831,729	1,879,500	498,344	1,150,797	73,359	393,776	571,702	1,544,573	260,026	334,927
CLE - Deskbooks	50,199	160,000	93,627	217,303	34,816	69,390	128,443	286,693	(78,244)	(126,693)
Total CLE	881,928	2,039,500	591,970	1,368,100	108,175	463,166	700,145	1,831,266	181,783	208,234
Percentage of Budget	43.24%		43.27%		23.36%		38.23%			
Total All Sections	455,883	544,140	-	-	357,749	841,025	357,749	841,025	98,134	(296,885)
Client Protection Fund-Restricted	1,006,601	992,500	62,655	164,210	56,338	504,000	118,993	668,210	887,608	324,290
Management of Western States Bar Conference (No WSBA Funds)	2,155	68,200	-	-	909	62,800	909	62,800	1,246	5,400
Totals	11,479,616	23,866,664	8,313,897	19,330,595	1,288,267	4,396,646	9,602,164	23,727,241	1,877,452	139,423
Percentage of Budget	48.10%		43.01%		29.30%		40.47%			

Summary of Fund Balances:	Fund Balances Sept. 30, 2018	2019 Budgeted Fund Balances	Fund Balances Year to date
Restricted Funds:			
Client Protection Fund	3,227,988	3,552,278	4,115,596
Western States Bar Conference	8,340	13,740	9,585.96
Board-Designated Funds (Non-General Fund):			
CLE Fund Balance	604,125	812,359	785,908
Section Funds	1,160,343	863,458	1,258,477
Board-Designated Funds (General Fund):			
Operating Reserve Fund	1,500,000	1,500,000	1,500,000
Facilities Reserve Fund	450,000	450,000	450,000
Unrestricted Funds (General Fund):			
Unrestricted General Fund	1,845,858	1,744,242	2,554,539
Total General Fund Balance	3,795,858	3,694,242	4,504,539
Net Change in general Fund Balance		(101,616)	708,681
Total Fund Balance	8,796,654	8,936,077	10,674,106
Net Change In Fund Balance		139,423	1,877,452

Washington State Bar Association

Statement of Activities

For the Period from February 1, 2019 to February 28, 2019

41.67% OF YEAR COMPLETE

	FISCAL 2019 BUDGET	CURRENT MONTH	YEAR TO DATE	REMAINING BALANCE	% USED OF BUDGET
LICENSE FEES					
REVENUE:					
LICENSE FEES	15,778,000.00	1,563,220.84	6,634,888.68	9,143,111.32	42.05%
LLLT LICENSE FEES	5,800.00	513.35	2,962.79	2,837.21	51.08%
LPO LICENSE FEES	174,400.00	14,768.46	54,565.46	119,834.54	31.29%
TOTAL REVENUE:	15,958,200.00	1,578,502.65	6,692,416.93	9,265,783.07	41.94%

Washington State Bar Association
Statement of Activities
For the Period from February 1, 2019 to February 28, 2019
41.67% OF YEAR COMPLETE

	FISCAL 2019 BUDGET	CURRENT MONTH	YEAR TO DATE	REMAINING BALANCE	% USED OF BUDGET
ACCESS TO JUSTICE					
REVENUE:					
CONFERENCES & INSTITUTES	7,500.00	-	-	7,500.00	0%
TOTAL REVENUE:	7,500.00	-	-	7,500.00	0%
DIRECT EXPENSES:					
ATJ BOARD RETREAT	2,000.00	-	-	2,000.00	0.00%
LEADERSHIP TRAINING	2,000.00	-	-	2,000.00	0.00%
ATJ BOARD EXPENSE	24,000.00	1,997.22	6,187.01	17,812.99	25.78%
STAFF TRAVEL/PARKING	3,500.00	-	166.64	3,333.36	4.76%
STAFF MEMBERSHIP DUES	120.00	-	100.00	20.00	83.33%
PUBLIC DEFENSE	7,000.00	610.52	1,347.39	5,652.61	19.25%
CONFERENCE/INSTITUTE EXPENSE	14,837.00	-	-	14,837.00	0.00%
RECEPTION/FORUM EXPENSE	9,500.00	-	-	9,500.00	0.00%
TOTAL DIRECT EXPENSES:	62,957.00	2,607.74	7,801.04	55,155.96	12.39%
INDIRECT EXPENSES:					
SALARY EXPENSE (2.10 FTE)	160,817.00	13,430.20	67,776.07	93,040.93	42.14%
BENEFITS EXPENSE	59,156.00	4,696.50	24,091.63	35,064.37	40.73%
OTHER INDIRECT EXPENSE	51,894.00	6,301.35	23,913.16	27,980.84	46.08%
TOTAL INDIRECT EXPENSES:	271,867.00	24,428.05	115,780.86	156,086.14	42.59%
TOTAL ALL EXPENSES:	334,824.00	27,035.79	123,581.90	211,242.10	36.91%
NET INCOME (LOSS):	(327,324.00)	(27,035.79)	(123,581.90)		

Washington State Bar Association
Statement of Activities
For the Period from February 1, 2019 to February 28, 2019
41.67% OF YEAR COMPLETE

	FISCAL 2019 BUDGET	CURRENT MONTH	YEAR TO DATE	REMAINING BALANCE	% USED OF BUDGET
ADMINISTRATION					
REVENUE:					
INTEREST INCOME	70,000.00	24,148.39	56,833.84	13,166.16	81.19%
GAIN/LOSS ON INVESTMENTS	30,000.00	9,416.91	43,828.28	(13,828.28)	146.09%
MISCELLANEOUS	-	(35.00)	-	-	
TOTAL REVENUE:	100,000.00	33,530.30	100,662.12	(662.12)	100.66%
DIRECT EXPENSES:					
CREDIT CARD MERCHANT FEES	-	5,672.28	(7,486.88)	7,486.88	
STAFF TRAVEL/PARKING	4,200.00	350.00	1,750.00	2,450.00	41.67%
STAFF MEMBERSHIP DUES	685.00	-	294.17	390.83	42.94%
MISCELLANEOUS	-	(3,075.85)	-	-	
TOTAL DIRECT EXPENSES:	4,885.00	2,946.43	(5,442.71)	10,327.71	-111.42%
INDIRECT EXPENSES:					
SALARY EXPENSE (7.97 FTE)	700,100.00	62,145.86	299,560.05	400,539.95	42.79%
BENEFITS EXPENSE	241,718.00	19,250.37	98,901.27	142,816.73	40.92%
OTHER INDIRECT EXPENSE	196,951.00	23,936.65	90,837.96	106,113.04	46.12%
TOTAL INDIRECT EXPENSES:	1,138,769.00	105,332.88	489,299.28	649,469.72	42.97%
TOTAL ALL EXPENSES:	1,143,654.00	108,279.31	483,856.57	659,797.43	42.31%
NET INCOME (LOSS):	(1,043,654.00)	(74,749.01)	(383,194.45)		

Washington State Bar Association
Statement of Activities
For the Period from February 1, 2019 to February 28, 2019
41.67% OF YEAR COMPLETE

	FISCAL 2019 BUDGET	CURRENT MONTH	YEAR TO DATE	REMAINING BALANCE	% USED OF BUDGET
ADMISSIONS					
REVENUE:					
EXAM SOFT REVENUE	35,000.00	-	-	35,000.00	0.00%
BAR EXAM FEES	1,200,000.00	148,555.00	587,465.00	612,535.00	48.96%
SPECIAL ADMISSIONS	60,000.00	3,100.00	17,220.00	42,780.00	28.70%
LLLT EXAM FEES	7,500.00	-	1,810.00	5,690.00	24.13%
LLLT WAIVER FEES	900.00	-	150.00	750.00	16.67%
LPO EXAMINATION FEES	24,000.00	2,000.00	15,800.00	8,200.00	65.83%
TOTAL REVENUE:	1,327,400.00	153,655.00	622,445.00	704,955.00	46.89%
DIRECT EXPENSES:					
DEPRECIATION	17,776.00	-	-	17,776.00	0.00%
POSTAGE	4,000.00	119.65	1,160.59	2,839.41	29.01%
STAFF TRAVEL/PARKING	13,000.00	1,053.77	2,453.77	10,546.23	18.88%
STAFF MEMBERSHIP DUES	400.00	-	-	400.00	0.00%
SUPPLIES	2,500.00	(16.44)	249.34	2,250.66	9.97%
FACILITY, PARKING, FOOD	70,000.00	6,250.00	34,115.06	35,884.94	48.74%
EXAMINER FEES	35,000.00	-	10,000.00	25,000.00	28.57%
UBE EXMINATIONS	130,000.00	-	-	130,000.00	0.00%
BOARD OF BAR EXAMINERS	25,000.00	-	61.98	24,938.02	0.25%
BAR EXAM PROCTORS	31,000.00	-	-	31,000.00	0.00%
CHARACTER & FITNESS BOARD	20,000.00	1,575.11	8,869.69	11,130.31	44.35%
DISABILITY ACCOMMODATIONS	20,000.00	-	-	20,000.00	0.00%
CHARACTER & FITNESS INVESTIGATIONS	900.00	-	-	900.00	0.00%
LAW SCHOOL VISITS	1,000.00	-	659.12	340.88	65.91%
EXAM WRITING	28,355.00	-	-	28,355.00	0.00%
COURT REPORTERS	18,000.00	1,243.10	6,655.80	11,344.20	36.98%
PRINTING & COPYING	-	101.70	101.70	(101.70)	
TOTAL DIRECT EXPENSES:	416,931.00	10,326.89	64,327.05	352,603.95	15.43%
INDIRECT EXPENSES:					
SALARY EXPENSE (6.30 FTE)	496,503.00	42,801.46	210,676.96	285,826.04	42.43%
BENEFITS EXPENSE	188,862.00	15,085.79	77,037.72	111,824.28	40.79%
OTHER INDIRECT EXPENSE	155,683.00	18,946.29	71,899.89	83,783.11	46.18%
TOTAL INDIRECT EXPENSES:	841,048.00	76,833.54	359,614.57	481,433.43	42.76%
TOTAL ALL EXPENSES:	1,257,979.00	87,160.43	423,941.62	834,037.38	33.70%
NET INCOME (LOSS):	69,421.00	66,494.57	198,503.38		

Washington State Bar Association
Statement of Activities
For the Period from February 1, 2019 to February 28, 2019
41.67% OF YEAR COMPLETE

	FISCAL 2019 BUDGET	CURRENT MONTH	YEAR TO DATE	REMAINING BALANCE	% USED OF BUDGET
BOG/OED					
REVENUE:					
TOTAL REVENUE:	-	-	-	-	
DIRECT EXPENSES:					
STAFF TRAVEL/PARKING	5,400.00	450.00	2,250.00	3,150.00	41.67%
STAFF MEMBERSHIP DUES	2,131.00	325.00	925.00	1,206.00	43.41%
TELEPHONE	1,000.00	-	289.87	710.13	28.99%
WASHINGTON LEADERSHIP INSTITUTE	60,000.00	-	60,000.00	-	100.00%
BOG MEETINGS	117,000.00	747.97	12,702.38	104,297.62	10.86%
BOG COMMITTEES' EXPENSES	30,000.00	785.64	8,146.02	21,853.98	27.15%
BOG CONFERENCE ATTENDANCE	49,000.00	2,365.00	9,315.57	39,684.43	19.01%
BOG TRAVEL & OUTREACH	35,000.00	500.00	7,878.84	27,121.16	22.51%
ED TRAVEL & OUTREACH	5,000.00	94.06	1,444.54	3,555.46	28.89%
TOTAL DIRECT EXPENSES:	304,531.00	5,267.67	102,952.22	201,578.78	33.81%
INDIRECT EXPENSES:					
SALARY EXPENSE (2.45 FTE)	361,878.00	28,679.64	176,471.48	185,406.52	48.77%
BENEFITS EXPENSE	107,757.00	8,527.33	44,351.87	63,405.13	41.16%
OTHER INDIRECT EXPENSE	60,543.00	7,358.59	27,925.42	32,617.58	46.12%
TOTAL INDIRECT EXPENSES:	530,178.00	44,565.56	248,748.77	281,429.23	46.92%
TOTAL ALL EXPENSES:	834,709.00	49,833.23	351,700.99	483,008.01	42.13%
NET INCOME (LOSS):	(834,709.00)	(49,833.23)	(351,700.99)		

Washington State Bar Association
Statement of Activities
For the Period from February 1, 2019 to February 28, 2019
41.67% OF YEAR COMPLETE

	FISCAL 2019 BUDGET	CURRENT MONTH	YEAR TO DATE	REMAINING BALANCE	% USED OF BUDGET
COMMUNICATION STRATEGIES					
REVENUE:					
APEX LUNCH/DINNER	50,000.00	-	-	50,000.00	0.00%
50 YEAR MEMBER TRIBUTE LUNCH	750.00	-	300.00	450.00	40.00%
WSBA LOGO MERCHANDISE SALES	-	-	560.00	(560.00)	
TOTAL REVENUE:	50,750.00	-	860.00	49,890.00	1.69%
DIRECT EXPENSES:					
STAFF TRAVEL/PARKING	4,700.00	350.00	1,750.00	2,950.00	37.23%
STAFF MEMBERSHIP DUES	1,000.00	-	1,060.00	(60.00)	106.00%
SUBSCRIPTIONS	10,050.00	115.06	455.51	9,594.49	4.53%
DIGITAL/ONLINE DEVELOPMENT	1,450.00	396.36	406.36	1,043.64	28.02%
APEX DINNER	63,000.00	-	6,562.50	56,437.50	10.42%
50 YEAR MEMBER TRIBUTE LUNCH	8,000.00	-	8,458.95	(458.95)	105.74%
COMMUNICATIONS OUTREACH	15,000.00	708.53	9,324.09	5,675.91	62.16%
SPEAKERS & PROGRAM DEVELOP	1,600.00	-	-	1,600.00	0.00%
EQUIPMENT, HARDWARE & SOFTWARE	-	-	384.25	(384.25)	
TELEPHONE	-	26.70	106.74	(106.74)	
CONFERENCE CALLS	-	27.83	34.74	(34.74)	
TOTAL DIRECT EXPENSES:	104,800.00	1,624.48	28,543.14	76,256.86	27.24%
INDIRECT EXPENSES:					
SALARY EXPENSE (4.62 FTE)	312,393.00	24,197.01	139,959.04	172,433.96	44.80%
BENEFITS EXPENSE	124,221.00	8,613.06	49,278.76	74,942.24	39.67%
OTHER INDIRECT EXPENSE	114,168.00	13,871.40	52,641.07	61,526.93	46.11%
TOTAL INDIRECT EXPENSES:	550,782.00	46,681.47	241,878.87	308,903.13	43.92%
TOTAL ALL EXPENSES:	655,582.00	48,305.95	270,422.01	385,159.99	41.25%
NET INCOME (LOSS):	(604,832.00)	(48,305.95)	(269,562.01)		

Washington State Bar Association
Statement of Activities
For the Period from February 1, 2019 to February 28, 2019
41.67% OF YEAR COMPLETE

	FISCAL 2019 BUDGET	CURRENT MONTH	YEAR TO DATE	REMAINING BALANCE	% USED OF BUDGET
CONFERENCE & BROADCAST SERVICES					
REVENUE:					
TOTAL REVENUE:	-	-	-	-	
DIRECT EXPENSES:					
TRANSLATION SERVICES	3,500.00	331.80	2,093.50	1,406.50	59.81%
TOTAL DIRECT EXPENSES:	3,500.00	331.80	2,093.50	1,406.50	59.81%
INDIRECT EXPENSES:					
SALARY EXPENSE (7.15 FTE)	429,625.00	40,170.13	187,477.00	242,148.00	43.64%
BENEFITS EXPENSE	174,080.00	13,922.98	69,230.48	104,849.52	39.77%
OTHER INDIRECT EXPENSE	176,688.00	21,483.75	81,529.35	95,158.65	46.14%
TOTAL INDIRECT EXPENSES:	780,393.00	75,576.86	338,236.83	442,156.17	43.34%
TOTAL ALL EXPENSES:	783,893.00	75,908.66	340,330.33	443,562.67	43.42%
NET INCOME (LOSS):	(783,893.00)	(75,908.66)	(340,330.33)		

Washington State Bar Association
Statement of Activities
For the Period from February 1, 2019 to February 28, 2019
41.67% OF YEAR COMPLETE

	FISCAL 2019 BUDGET	CURRENT MONTH	YEAR TO DATE	REMAINING BALANCE	% USED OF BUDGET
DISCIPLINE					
REVENUE:					
AUDIT REVENUE	3,200.00	300.00	703.75	2,496.25	21.99%
RECOVERY OF DISCIPLINE COSTS	80,000.00	8,891.27	29,567.71	50,432.29	36.96%
DISCIPLINE HISTORY SUMMARY	13,000.00	797.07	6,022.42	6,977.58	46.33%
TOTAL REVENUE:	96,200.00	9,988.34	36,293.88	59,906.12	37.73%
DIRECT EXPENSES:					
DEPRECIATION-SOFTWARE	7,123.00	859.00	4,293.00	2,830.00	60.27%
PUBLICATIONS PRODUCTION	444.00	-	211.25	232.75	47.58%
STAFF TRAVEL/PARKING	35,000.00	2,204.50	12,010.78	22,989.22	34.32%
STAFF MEMBERSHIP DUES	3,900.00	135.05	1,560.05	2,339.95	40.00%
TELEPHONE	2,300.00	186.58	931.88	1,368.12	40.52%
COURT REPORTERS	55,000.00	-	9,651.48	45,348.52	17.55%
OUTSIDE COUNSEL/AIC	2,000.00	37.49	37.49	1,962.51	1.87%
LITIGATION EXPENSES	25,000.00	856.80	7,944.27	17,055.73	31.78%
DISABILITY EXPENSES	7,500.00	-	2,500.00	5,000.00	33.33%
ONLINE LEGAL RESEARCH	68,000.00	5,569.59	22,485.22	45,514.78	33.07%
LAW LIBRARY	12,500.00	-	5,786.13	6,713.87	46.29%
TRANSLATION SERVICES	1,500.00	-	247.89	1,252.11	16.53%
CONFERENCE CALLS	-	-	4.16	(4.16)	
TOTAL DIRECT EXPENSES:	220,267.00	9,849.01	67,663.60	152,603.40	30.72%
INDIRECT EXPENSES:					
SALARY EXPENSE (36.88 FTE)	3,556,329.00	287,150.36	1,475,246.54	2,081,082.46	41.48%
BENEFITS EXPENSE	1,196,316.00	94,202.85	489,420.62	706,895.38	40.91%
OTHER INDIRECT EXPENSE	911,363.00	110,759.77	420,325.86	491,037.14	46.12%
TOTAL INDIRECT EXPENSES:	5,664,008.00	492,112.98	2,384,993.02	3,279,014.98	42.11%
TOTAL ALL EXPENSES:	5,884,275.00	501,961.99	2,452,656.62	3,431,618.38	41.68%
NET INCOME (LOSS):	(5,788,075.00)	(491,973.65)	(2,416,362.74)		

Washington State Bar Association
Statement of Activities
For the Period from February 1, 2019 to February 28, 2019
41.67% OF YEAR COMPLETE

	FISCAL 2019 BUDGET	CURRENT MONTH	YEAR TO DATE	REMAINING BALANCE	% USED OF BUDGET
DIVERSITY					
REVENUE:					
DONATIONS	110,000.00	-	137,500.00	(27,500.00)	125.00%
WORK STUDY GRANTS	10,374.00	1,464.75	2,829.75	7,544.25	27.28%
TOTAL REVENUE:	120,374.00	1,464.75	140,329.75	(19,955.75)	116.58%
DIRECT EXPENSES:					
STAFF TRAVEL/PARKING	6,000.00	94.59	1,289.04	4,710.96	21.48%
STAFF MEMBERSHIP DUES	350.00	-	-	350.00	0.00%
COMMITTEE FOR DIVERSITY	5,000.00	486.04	2,295.90	2,704.10	45.92%
DIVERSITY EVENTS & PROJECTS	10,000.00	850.01	2,854.43	7,145.57	28.54%
INTERNAL DIVERSITY OUTREACH	200.00	59.99	70.24	129.76	35.12%
TOTAL DIRECT EXPENSE:	21,550.00	1,490.63	6,509.61	15,040.39	30.21%
INDIRECT EXPENSES:					
SALARY EXPENSE (4.05 FTE)	328,835.00	27,459.68	140,142.05	188,692.95	42.62%
BENEFITS EXPENSE	115,724.00	9,229.12	47,305.17	68,418.83	40.88%
OTHER INDIRECT EXPENSE	100,082.00	12,179.75	46,221.40	53,860.60	46.18%
TOTAL INDIRECT EXPENSES:	544,641.00	48,868.55	233,668.62	310,972.38	42.90%
TOTAL ALL EXPENSES:	566,191.00	50,359.18	240,178.23	326,012.77	42.42%
NET INCOME (LOSS):	(445,817.00)	(48,894.43)	(99,848.48)		

Washington State Bar Association
Statement of Activities
For the Period from February 1, 2019 to February 28, 2019
41.67% OF YEAR COMPLETE

	FISCAL 2019 BUDGET	CURRENT MONTH	YEAR TO DATE	REMAINING BALANCE	% USED OF BUDGET
FOUNDATION					
REVENUE:					
TOTAL REVENUE:	-	-	-	-	
DIRECT EXPENSES:					
CONSULTING SERVICES	3,000.00	-	2,000.00	1,000.00	66.67%
PRINTING & COPYING	800.00	-	494.90	305.10	61.86%
STAFF TRAVEL/PARKING	1,400.00	-	11.99	1,388.01	0.86%
SUPPLIES	500.00	-	-	500.00	0.00%
SPECIAL EVENTS	5,000.00	-	-	5,000.00	0.00%
BOARD OF TRUSTEES	3,000.00	61.22	188.40	2,811.60	6.28%
POSTAGE	500.00	-	-	500.00	0.00%
TOTAL DIRECT EXPENSES:	14,200.00	61.22	2,695.29	11,504.71	18.98%
INDIRECT EXPENSES:					
SALARY EXPENSE (1.15 FTE)	89,538.00	7,515.06	38,160.22	51,377.78	42.62%
BENEFITS EXPENSE	32,707.00	2,582.07	13,309.87	19,397.13	40.69%
OTHER INDIRECT EXPENSE	28,418.00	3,467.83	13,160.22	15,257.78	46.31%
TOTAL INDIRECT EXPENSES:	150,663.00	13,564.96	64,630.31	86,032.69	42.90%
TOTAL ALL EXPENSES:	164,863.00	13,626.18	67,325.60	97,537.40	40.84%
NET INCOME (LOSS):	(164,863.00)	(13,626.18)	(67,325.60)		

Washington State Bar Association
Statement of Activities
For the Period from February 1, 2019 to February 28, 2019
41.67% OF YEAR COMPLETE

	FISCAL 2019 BUDGET	CURRENT MONTH	YEAR TO DATE	REMAINING BALANCE	% USED OF BUDGET
HUMAN RESOURCES					
REVENUE:					
TOTAL REVENUE:	<u>-</u>	<u>-</u>	<u>-</u>	<u>-</u>	
DIRECT EXPENSES:					
STAFF TRAVEL/PARKING	150.00	-	220.00	(70.00)	146.67%
STAFF MEMBERSHIP DUES	1,250.00	-	778.00	472.00	62.24%
SUBSCRIPTIONS	2,100.00	-	154.80	1,945.20	7.37%
STAFF TRAINING- GENERAL	30,000.00	550.59	3,164.30	26,835.70	10.55%
RECRUITING AND ADVERTISING	7,000.00	318.56	2,120.76	4,879.24	30.30%
PAYROLL PROCESSING	49,000.00	5,395.05	19,460.03	29,539.97	39.71%
SALARY SURVEYS	2,900.00	-	1,200.10	1,699.90	41.38%
CONSULTING SERVICES	10,000.00	-	-	10,000.00	0.00%
TRANSFER TO INDIRECT EXPENSE	(102,400.00)	(6,264.20)	(27,097.99)	(75,302.01)	26.46%
TOTAL DIRECT EXPENSES:	<u>-</u>	<u>-</u>	<u>-</u>	<u>-</u>	
INDIRECT EXPENSES:					
SALARY EXPENSE (2.45 FTE)	260,398.00	20,740.12	106,155.05	154,242.95	40.77%
ALLOWANCE FOR OPEN POSITIONS	(200,000.00)	-	-	(200,000.00)	0.00%
BENEFITS EXPENSE	84,017.00	6,681.08	34,452.06	49,564.94	41.01%
OTHER INDIRECT EXPENSE	60,543.00	7,358.62	27,925.41	32,617.59	46.12%
TOTAL INDIRECT EXPENSES:	<u>204,958.00</u>	<u>34,779.82</u>	<u>168,532.52</u>	<u>36,425.48</u>	<u>82.23%</u>
TOTAL ALL EXPENSES:	<u>204,958.00</u>	<u>34,779.82</u>	<u>168,532.52</u>	<u>36,425.48</u>	<u>82.23%</u>
NET INCOME (LOSS):	<u>(204,958.00)</u>	<u>(34,779.82)</u>	<u>(168,532.52)</u>		

Washington State Bar Association
Statement of Activities
For the Period from February 1, 2019 to February 28, 2019
41.67% OF YEAR COMPLETE

	FISCAL 2019 BUDGET	CURRENT MONTH	YEAR TO DATE	REMAINING BALANCE	% USED OF BUDGET
LAW CLERK PROGRAM					
REVENUE:					
LAW CLERK FEES	162,000.00	43,714.00	145,616.00	16,384.00	89.89%
LAW CLERK APPLICATION FEES	4,000.00	400.00	1,100.00	2,900.00	27.50%
TOTAL REVENUE:	166,000.00	44,114.00	146,716.00	19,284.00	88.38%
DIRECT EXPENSES:					
SUBSCRIPTIONS	250.00	-	-	250.00	0.00%
CHARACTER & FITNESS INVESTIGATIONS	100.00	-	-	100.00	0.00%
LAW CLERK BOARD EXPENSE	6,000.00	1,038.70	2,204.24	3,795.76	36.74%
LAW CLERK OUTREACH	5,000.00	-	-	5,000.00	0.00%
TOTAL DIRECT EXPENSES:	11,350.00	1,038.70	2,204.24	9,145.76	19.42%
INDIRECT EXPENSES:					
SALARY EXPENSE (1.10 FTE)	84,449.00	7,012.98	35,393.64	49,055.36	41.91%
BENEFITS EXPENSE	31,033.00	2,475.19	12,662.39	18,370.61	40.80%
OTHER INDIRECT EXPENSE	27,183.00	3,298.67	12,518.29	14,664.71	46.05%
TOTAL INDIRECT EXPENSES:	142,665.00	12,786.84	60,574.32	82,090.68	42.46%
TOTAL ALL EXPENSES:	154,015.00	13,825.54	62,778.56	91,236.44	40.76%
NET INCOME (LOSS):	11,985.00	30,288.46	83,937.44		

Washington State Bar Association

Statement of Activities

For the Period from February 1, 2019 to February 28, 2019

41.67% OF YEAR COMPLETE

	FISCAL 2019 BUDGET	CURRENT MONTH	YEAR TO DATE	REMAINING BALANCE	% USED OF BUDGET
LEGISLATIVE					
REVENUE:					
TOTAL REVENUE:	-	-	-	-	
DIRECT EXPENSES:					
STAFF TRAVEL/PARKING	4,550.00	701.48	1,016.36	3,533.64	22.34%
STAFF MEMBERSHIP DUES	450.00	-	-	450.00	0.00%
SUBSCRIPTIONS	2,000.00	-	1,981.80	18.20	99.09%
TELEPHONE	400.00	-	-	400.00	0.00%
OLYMPIA RENT	2,500.00	207.03	414.06	2,085.94	16.56%
CONTRACT LOBBYIST	5,000.00	1,250.00	2,500.00	2,500.00	50.00%
LOBBYIST CONTACT COSTS	1,000.00	-	-	1,000.00	0.00%
LEGISLATIVE COMMITTEE	2,500.00	121.93	2,099.23	400.77	83.97%
BOG LEGISLATIVE COMMITTEE	250.00	-	-	250.00	0.00%
TOTAL DIRECT EXPENSES:	18,650.00	2,280.44	8,011.45	10,638.55	42.96%
INDIRECT EXPENSES:					
SALARY EXPENSE (1.10 FTE)	80,340.00	6,705.76	33,843.65	46,496.35	42.13%
BENEFITS EXPENSE	27,893.00	3,103.69	12,332.43	15,560.57	44.21%
OTHER INDIRECT EXPENSE	27,183.00	3,298.68	12,518.33	14,664.67	46.05%
TOTAL INDIRECT EXPENSES:	135,416.00	13,108.13	58,694.41	76,721.59	43.34%
TOTAL ALL EXPENSES:	154,066.00	15,388.57	66,705.86	87,360.14	43.30%
NET INCOME (LOSS):	(154,066.00)	(15,388.57)	(66,705.86)		

Washington State Bar Association
Statement of Activities
For the Period from February 1, 2019 to February 28, 2019
41.67% OF YEAR COMPLETE

	FISCAL 2019 BUDGET	CURRENT MONTH	YEAR TO DATE	REMAINING BALANCE	% USED OF BUDGET
LICENSING & MEMBERSHIP RECORDS					
REVENUE:					
STATUS CERTIFICATE FEES	22,000.00	1,606.40	7,930.43	14,069.57	36.05%
RULE 9/LEGAL INTERN FEES	11,000.00	450.00	1,900.00	9,100.00	17.27%
INVESTIGATION FEES	22,000.00	1,800.00	13,300.00	8,700.00	60.45%
PRO HAC VICE	230,000.00	27,180.00	132,859.00	97,141.00	57.76%
MEMBER CONTACT INFORMATION	19,000.00	1,358.47	4,754.96	14,245.04	25.03%
PHOTO BAR CARD SALES	350.00	60.00	168.00	182.00	48.00%
TOTAL REVENUE:	304,350.00	32,454.87	160,912.39	143,437.61	52.87%
DIRECT EXPENSES:					
DEPRECIATION	13,812.00	1,151.00	5,753.00	8,059.00	41.65%
POSTAGE	29,000.00	-	5,881.25	23,118.75	20.28%
LICENSING FORMS	3,000.00	-	2,441.11	558.89	81.37%
TOTAL DIRECT EXPENSES:	45,812.00	1,151.00	14,075.36	31,736.64	30.72%
INDIRECT EXPENSES:					
SALARY EXPENSE (4.35 FTE)	395,080.00	34,720.14	167,556.25	227,523.75	42.41%
BENEFITS EXPENSE	133,752.00	10,627.51	54,695.98	79,056.02	40.89%
OTHER INDIRECT EXPENSE	107,495.00	13,067.87	49,591.68	57,903.32	46.13%
TOTAL INDIRECT EXPENSES:	636,327.00	58,415.52	271,843.91	364,483.09	42.72%
TOTAL ALL EXPENSES:	682,139.00	59,566.52	285,919.27	396,219.73	41.92%
NET INCOME (LOSS):	(377,789.00)	(27,111.65)	(125,006.88)		

Washington State Bar Association
Statement of Activities
For the Period from February 1, 2019 to February 28, 2019
41.67% OF YEAR COMPLETE

	FISCAL 2019 BUDGET	CURRENT MONTH	YEAR TO DATE	REMAINING BALANCE	% USED OF BUDGET
LIMITED LICENSE LEGAL TECHNICIAN PROGRAM					
REVENUE:					
TOTAL REVENUE:	<u>-</u>	<u>-</u>	<u>-</u>	<u>-</u>	
DIRECT EXPENSES:					
STAFF TRAVEL/PARKING	600.00	284.15	366.48	233.52	61.08%
LLLT BOARD	17,000.00	640.59	6,090.53	10,909.47	35.83%
LLLT OUTREACH	8,000.00	3.27	2,356.89	5,643.11	29.46%
TOTAL DIRECT EXPENSES:	<u>25,600.00</u>	<u>928.01</u>	<u>8,813.90</u>	<u>16,786.10</u>	<u>34.43%</u>
INDIRECT EXPENSES:					
SALARY EXPENSE (1.55 FTE)	135,526.00	11,176.24	56,409.04	79,116.96	41.62%
BENEFITS EXPENSE	41,762.00	3,750.27	19,367.50	22,394.50	46.38%
OTHER INDIRECT EXPENSE	38,303.00	4,651.99	17,654.03	20,648.97	46.09%
TOTAL INDIRECT EXPENSES:	<u>215,591.00</u>	<u>19,578.50</u>	<u>93,430.57</u>	<u>122,160.43</u>	<u>43.34%</u>
TOTAL ALL EXPENSES:	<u>241,191.00</u>	<u>20,506.51</u>	<u>102,244.47</u>	<u>138,946.53</u>	<u>42.39%</u>
NET INCOME (LOSS):	<u><u>(241,191.00)</u></u>	<u><u>(20,506.51)</u></u>	<u><u>(102,244.47)</u></u>		

Washington State Bar Association
Statement of Activities
For the Period from February 1, 2019 to February 28, 2019
41.67% OF YEAR COMPLETE

	FISCAL 2019 BUDGET	CURRENT MONTH	YEAR TO DATE	REMAINING BALANCE	% USED OF BUDGET
LIMITED PRACTICE OFFICERS					
REVENUE:					
TOTAL REVENUE:	-	-	-	-	
DIRECT EXPENSES:					
LPO BOARD	3,000.00	78.94	1,351.64	1,648.36	45.05%
TOTAL DIRECT EXPENSES:	3,000.00	78.94	1,351.64	1,648.36	45.05%
INDIRECT EXPENSES:					
SALARY EXPENSE (1.17 FTE)	99,089.00	8,226.80	41,766.82	57,322.18	42.15%
BENEFITS EXPENSE	40,651.00	2,794.83	14,299.24	26,351.76	35.18%
OTHER INDIRECT EXPENSE	28,913.00	3,510.13	13,320.72	15,592.28	46.07%
TOTAL INDIRECT EXPENSES:	168,653.00	14,531.76	69,386.78	99,266.22	41.14%
TOTAL ALL EXPENSES:	171,653.00	14,610.70	70,738.42	100,914.58	41.21%
NET INCOME (LOSS):	(171,653.00)	(14,610.70)	(70,738.42)		

Washington State Bar Association

Statement of Activities

For the Period from February 1, 2019 to February 28, 2019

41.67% OF YEAR COMPLETE

	FISCAL 2019 BUDGET	CURRENT MONTH	YEAR TO DATE	REMAINING BALANCE	% USED OF BUDGET
MANDATORY CONTINUING LEGAL EDUCATION					
REVENUE:					
ACCREDITED PROGRAM FEES	540,000.00	46,200.00	260,745.00	279,255.00	48.29%
FORM 1 LATE FEES	150,000.00	14,700.00	90,787.50	59,212.50	60.53%
MEMBER LATE FEES	203,000.00	53,200.00	114,450.00	88,550.00	56.38%
ANNUAL ACCREDITED SPONSOR FEES	43,000.00	-	43,000.00	-	100.00%
ATTENDANCE LATE FEES	85,000.00	3,100.00	39,380.00	45,620.00	46.33%
COMITY CERTIFICATES	29,000.00	2,225.02	31,675.66	(2,675.66)	109.23%
TOTAL REVENUE:	1,050,000.00	119,425.02	580,038.16	469,961.84	55.24%
DIRECT EXPENSES:					
DEPRECIATION	249,948.00	20,674.00	103,373.00	146,575.00	41.36%
STAFF MEMBERSHIP DUES	500.00	-	-	500.00	0.00%
MCLE BOARD	2,000.00	126.69	528.69	1,471.31	26.43%
TOTAL DIRECT EXPENSES:	252,448.00	20,800.69	103,901.69	148,546.31	41.16%
INDIRECT EXPENSES:					
SALARY EXPENSE (4.90 FTE)	374,898.00	27,374.81	181,335.23	193,562.77	48.37%
BENEFITS EXPENSE	124,996.00	10,006.19	50,986.59	74,009.41	40.79%
OTHER INDIRECT EXPENSE	121,087.00	14,717.22	55,850.86	65,236.14	46.12%
TOTAL INDIRECT EXPENSES:	620,981.00	52,098.22	288,172.68	332,808.32	46.41%
TOTAL ALL EXPENSES:	873,429.00	72,898.91	392,074.37	481,354.63	44.89%
NET INCOME (LOSS):	176,571.00	46,526.11	187,963.79		

Washington State Bar Association
Statement of Activities
For the Period from February 1, 2019 to February 28, 2019
41.67% OF YEAR COMPLETE

	FISCAL 2019 BUDGET	CURRENT MONTH	YEAR TO DATE	REMAINING BALANCE	% USED OF BUDGET
MEMBER ASSISTANCE PROGRAM					
REVENUE:					
DIVERSIONS	10,000.00	-	3,766.80	6,233.20	37.67%
LAP GROUPS REVENUE	-	-	280.00	(280.00)	
TOTAL REVENUE:	10,000.00	-	4,046.80	5,953.20	40.47%
DIRECT EXPENSES:					
PUBLICATIONS PRODUCTION	200.00	-	-	200.00	0.00%
STAFF MEMBERSHIP DUES	225.00	-	-	225.00	0.00%
PROF LIAB INSURANCE	850.00	-	825.00	25.00	97.06%
TOTAL DIRECT EXPENSES:	1,275.00	-	825.00	450.00	64.71%
INDIRECT EXPENSES:					
SALARY EXPENSE (0.90 FTE)	84,582.00	7,238.86	36,238.38	48,343.62	42.84%
BENEFITS EXPENSE	34,402.00	2,728.88	13,953.70	20,448.30	40.56%
OTHER INDIRECT EXPENSE	22,240.00	2,706.63	10,271.45	11,968.55	46.18%
TOTAL INDIRECT EXPENSES:	141,224.00	12,674.37	60,463.53	80,760.47	42.81%
TOTAL ALL EXPENSES:	142,499.00	12,674.37	61,288.53	81,210.47	43.01%
NET INCOME (LOSS):	(132,499.00)	(12,674.37)	(57,241.73)		

Washington State Bar Association
Statement of Activities
For the Period from February 1, 2019 to February 28, 2019
41.67% OF YEAR COMPLETE

	FISCAL 2019 BUDGET	CURRENT MONTH	YEAR TO DATE	REMAINING BALANCE	% USED OF BUDGET
MEMBER SERVICES & ENGAGEMENT					
REVENUE:					
ROYALTIES	30,000.00	10,995.56	22,778.47	7,221.53	75.93%
NMP PRODUCT SALES	70,000.00	3,327.00	56,145.64	13,854.36	80.21%
SPONSORSHIPS	1,200.00	-	725.00	475.00	60.42%
SEMINAR REGISTRATIONS	30,000.00	-	-	30,000.00	0.00%
TRIAL ADVOCACY PROGRAM	10,000.00	14,955.00	14,955.00	(4,955.00)	149.55%
TOTAL REVENUE:	141,200.00	29,277.56	94,604.11	46,595.89	67.00%
DIRECT EXPENSES:					
STAFF TRAVEL/PARKING	4,500.00	-	193.93	4,306.07	4.31%
SUBSCRIPTIONS	480.00	-	769.60	(289.60)	160.33%
CONFERENCE CALLS	200.00	14.61	14.61	185.39	7.31%
YLL SECTION PROGRAM	1,100.00	-	705.00	395.00	64.09%
WYLC CLE COMPS	1,000.00	-	-	1,000.00	0.00%
WYLC OUTREACH EVENTS	2,500.00	13.27	26.42	2,473.58	1.06%
WYL COMMITTEE	15,000.00	26.66	794.52	14,205.48	5.30%
OPEN SECTIONS NIGHT	4,400.00	2,989.64	2,999.64	1,400.36	68.17%
RURAL PLACEMENT PROGRAM	10,500.00	-	-	10,500.00	0.00%
TRIAL ADVOCACY EXPENSES	2,500.00	1,243.32	1,243.32	1,256.68	49.73%
RECEPTION/FORUM EXPENSE	4,000.00	8.07	2,259.61	1,740.39	56.49%
WYLC SCHOLARSHIPS/DONATIONS/GRANT	2,500.00	-	835.90	1,664.10	33.44%
STAFF MEMBERSHIP DUES	385.00	-	-	385.00	0.00%
LENDING LIBRARY	5,500.00	152.00	1,810.48	3,689.52	32.92%
NMP SPEAKERS & PROGRAM DEVELOPMENT	1,500.00	87.69	95.46	1,404.54	6.36%
TOTAL DIRECT EXPENSES:	56,065.00	4,535.26	11,748.49	44,316.51	20.96%
INDIRECT EXPENSES:					
SALARY EXPENSE (3.98 FTE)	296,941.00	24,447.17	117,058.32	179,882.68	39.42%
BENEFITS EXPENSE	110,321.00	8,798.48	45,020.37	65,300.63	40.81%
OTHER INDIRECT EXPENSE	98,352.00	11,968.32	45,418.95	52,933.05	46.18%
TOTAL INDIRECT EXPENSES:	505,614.00	45,213.97	207,497.64	298,116.36	41.04%
TOTAL ALL EXPENSES:	561,679.00	49,749.23	219,246.13	342,432.87	39.03%
NET INCOME (LOSS):	(420,479.00)	(20,471.67)	(124,642.02)		

Washington State Bar Association

Statement of Activities

For the Period from February 1, 2019 to February 28, 2019

41.67% OF YEAR COMPLETE

	FISCAL 2019 BUDGET	CURRENT MONTH	YEAR TO DATE	REMAINING BALANCE	% USED OF BUDGET
MEMBERSHIP BENEFITS					
REVENUE:					
SPONSORSHIPS	8,000.00	-	-	8,000.00	0.00%
INTERNET SALES	9,000.00	147.00	11,074.00	(2,074.00)	123.04%
TOTAL REVENUE:	17,000.00	147.00	11,074.00	5,926.00	65.14%
DIRECT EXPENSES:					
LEGAL LUNCHBOX COURSEBOOK PRODUCTION	500.00	-	-	500.00	0.00%
LEGAL LUNCHBOX SPEAKERS & PROGRAM	1,700.00	-	25.80	1,674.20	1.52%
WSBA CONNECTS	46,560.00	-	19,400.00	27,160.00	41.67%
CASEMAKER & FASTCASE	136,336.00	4.95	91,444.95	44,891.05	67.07%
CONFERENCE CALLS	-	128.84	256.53	(256.53)	
TOTAL DIRECT EXPENSES:	185,096.00	133.79	111,127.28	73,968.72	60.04%
INDIRECT EXPENSES:					
SALARY EXPENSE (0.73 FTE)	54,366.00	4,384.94	21,684.88	32,681.12	39.89%
BENEFITS EXPENSE	20,206.00	1,606.51	8,278.72	11,927.28	40.97%
OTHER INDIRECT EXPENSE	18,039.00	2,199.14	8,345.63	9,693.37	46.26%
TOTAL INDIRECT EXPENSES:	92,611.00	8,190.59	38,309.23	54,301.77	41.37%
TOTAL ALL EXPENSES:	277,707.00	8,324.38	149,436.51	128,270.49	53.81%
NET INCOME (LOSS):	(260,707.00)	(8,177.38)	(138,362.51)		

Washington State Bar Association

Statement of Activities

For the Period from February 1, 2019 to February 28, 2019

41.67% OF YEAR COMPLETE

	FISCAL 2019 BUDGET	CURRENT MONTH	YEAR TO DATE	REMAINING BALANCE	% USED OF BUDGET
NORTHWEST LAWYER					
REVENUE:					
ROYALTIES	-	-	1,267.59	(1,267.59)	
DISPLAY ADVERTISING	297,500.00	-	26,497.10	271,002.90	8.91%
SUBSCRIPT/SINGLE ISSUES	350.00	-	72.00	278.00	20.57%
CLASSIFIED ADVERTISING	12,500.00	2,070.65	8,830.50	3,669.50	70.64%
GEN ANNOUNCEMENTS	17,500.00	-	364.00	17,136.00	2.08%
PROF ANNOUNCEMENTS	21,000.00	-	1,209.60	19,790.40	5.76%
JOB TARGET ADVERTISING	112,500.00	20,643.30	81,879.09	30,620.91	72.78%
TOTAL REVENUE:	461,350.00	22,713.95	120,119.88	341,230.12	26.04%
DIRECT EXPENSES:					
BAD DEBT EXPENSE	2,000.00	-	(1,950.00)	3,950.00	-97.50%
POSTAGE	89,000.00	-	29,772.65	59,227.35	33.45%
PRINTING, COPYING & MAILING	250,000.00	-	86,649.83	163,350.17	34.66%
DIGITAL/ONLINE DEVELOPMENT	10,200.00	-	2,900.00	7,300.00	28.43%
GRAPHICS/ARTWORK	3,500.00	-	-	3,500.00	0.00%
EDITORIAL ADVISORY COMMITTEE	800.00	28.13	206.40	593.60	25.80%
STAFF MEMBERSHIP DUES	135.00	-	-	135.00	0.00%
SUPPLIES	-	17.79	17.79	(17.79)	
TOTAL DIRECT EXPENSES:	355,635.00	45.92	117,596.67	238,038.33	33.07%
INDIRECT EXPENSES:					
SALARY EXPENSE (2.25 FTE)	177,211.00	12,857.90	71,106.63	106,104.37	40.13%
BENEFITS EXPENSE	70,006.00	3,793.25	19,952.44	50,053.56	28.50%
OTHER INDIRECT EXPENSE	55,601.00	6,766.54	25,678.58	29,922.42	46.18%
TOTAL INDIRECT EXPENSES:	302,818.00	23,417.69	116,737.65	186,080.35	38.55%
TOTAL ALL EXPENSES:	658,453.00	23,463.61	234,334.32	424,118.68	35.59%
NET INCOME (LOSS):	(197,103.00)	(749.66)	(114,214.44)		

Washington State Bar Association
Statement of Activities
For the Period from February 1, 2019 to February 28, 2019
41.67% OF YEAR COMPLETE

	FISCAL 2019 BUDGET	CURRENT MONTH	YEAR TO DATE	REMAINING BALANCE	% USED OF BUDGET
OFFICE OF GENERAL COUNSEL					
REVENUE:					
COPY FEES	-	-	330.00	(330.00)	
TOTAL REVENUE:	-	-	330.00	(330.00)	
DIRECT EXPENSES:					
DEPRECIATION	3,336.00	-	-	3,336.00	0.00%
STAFF TRAVEL/PARKING	3,240.00	-	-	3,240.00	0.00%
STAFF MEMBERSHIP DUES	1,500.00	-	200.00	1,300.00	13.33%
COURT RULES COMMITTEE	2,000.00	258.12	1,487.74	512.26	74.39%
DISCIPLINE ADVISORY ROUNDTABLE	500.00	-	-	500.00	0.00%
CUSTODIANSHIPS	2,500.00	-	-	2,500.00	0.00%
LITIGATION EXPENSES	-	4.95	4.95	(4.95)	
TOTAL DIRECT EXPENSES:	13,076.00	263.07	1,692.69	11,383.31	12.95%
INDIRECT EXPENSES:					
SALARY EXPENSE (5.75 FTE)	588,978.00	38,553.64	205,785.94	383,192.06	34.94%
BENEFITS EXPENSE	197,610.00	11,934.27	76,933.78	120,676.22	38.93%
OTHER INDIRECT EXPENSE	142,092.00	17,296.97	65,640.80	76,451.20	46.20%
TOTAL INDIRECT EXPENSES:	928,680.00	67,784.88	348,360.52	580,319.48	37.51%
TOTAL ALL EXPENSES:	941,756.00	68,047.95	350,053.21	591,702.79	37.17%
NET INCOME (LOSS):	(941,756.00)	(68,047.95)	(349,723.21)		

Washington State Bar Association
Statement of Activities
For the Period from February 1, 2019 to February 28, 2019
41.67% OF YEAR COMPLETE

	FISCAL 2019 BUDGET	CURRENT MONTH	YEAR TO DATE	REMAINING BALANCE	% USED OF BUDGET
OFFICE OF GENERAL COUNSEL - DISCIPLINARY BOARD					
REVENUE:					
TOTAL REVENUE:	<u>-</u>	<u>-</u>	<u>-</u>	<u>-</u>	
DIRECT EXPENSE:					
STAFF MEMBERSHIP DUES	500.00	-	-	500.00	0.00%
DISCIPLINARY BOARD EXPENSES	10,000.00	327.11	1,983.29	8,016.71	19.83%
CHIEF HEARING OFFICER	33,000.00	2,500.00	12,500.00	20,500.00	37.88%
HEARING OFFICER EXPENSES	3,000.00	-	110.43	2,889.57	3.68%
HEARING OFFICER TRAINING	2,000.00	-	-	2,000.00	0.00%
OUTSIDE COUNSEL	55,000.00	3,000.00	17,500.00	37,500.00	31.82%
TOTAL DIRECT EXPENSES:	<u>103,500.00</u>	<u>5,827.11</u>	<u>32,093.72</u>	<u>71,406.28</u>	<u>31.01%</u>
INDIRECT EXPENSES:					
SALARY EXPENSE (1.45 FTE)	110,578.00	7,806.54	40,408.04	70,169.96	36.54%
BENEFITS EXPENSE	40,663.00	3,015.42	16,388.41	24,274.59	40.30%
OTHER INDIRECT EXPENSE	35,832.00	4,355.96	16,530.61	19,301.39	46.13%
TOTAL INDIRECT EXPENSES:	<u>187,073.00</u>	<u>15,177.92</u>	<u>73,327.06</u>	<u>113,745.94</u>	<u>39.20%</u>
TOTAL ALL EXPENSES:	<u>290,573.00</u>	<u>21,005.03</u>	<u>105,420.78</u>	<u>185,152.22</u>	<u>36.28%</u>
NET INCOME (LOSS):	<u><u>(290,573.00)</u></u>	<u><u>(21,005.03)</u></u>	<u><u>(105,420.78)</u></u>		

Washington State Bar Association

Statement of Activities

For the Period from February 1, 2019 to February 28, 2019

41.67% OF YEAR COMPLETE

	FISCAL 2019 BUDGET	CURRENT MONTH	YEAR TO DATE	REMAINING BALANCE	% USED OF BUDGET
OUTREACH & ENGAGEMENT					
REVENUE:					
TOTAL REVENUE:	-	-	-	-	
DIRECT EXPENSE:					
STAFF TRAVEL/PARKING	1,400.00	-	-	1,400.00	0.00%
STAFF MEMBERSHIP DUES	1,152.00	-	-	1,152.00	0.00%
CONFERENCE CALLS	200.00	-	-	200.00	0.00%
ABA DELEGATES	4,500.00	2,448.04	2,448.04	2,051.96	54.40%
ANNUAL CHAIR MEETINGS	600.00	-	496.74	103.26	82.79%
JUDICIAL RECOMMENDATIONS COMMITTEE	4,500.00	106.40	2,082.50	2,417.50	46.28%
BOG ELECTIONS	6,500.00	-	-	6,500.00	0.00%
BAR OUTREACH	10,000.00	222.85	663.12	9,336.88	6.63%
PROFESSIONALISM	2,000.00	-	-	2,000.00	0.00%
TOTAL DIRECT EXPENSES:	30,852.00	2,777.29	5,690.40	25,161.60	18.44%
INDIRECT EXPENSES:					
SALARY EXPENSE (2.73 FTE)	224,397.00	18,729.30	94,377.85	130,019.15	42.06%
BENEFITS EXPENSE	79,186.00	6,744.39	32,823.55	46,362.45	41.45%
OTHER INDIRECT EXPENSE	67,463.00	8,204.44	31,135.25	36,327.75	46.15%
TOTAL INDIRECT EXPENSES:	371,046.00	33,678.13	158,336.65	212,709.35	42.67%
TOTAL ALL EXPENSES:	401,898.00	36,455.42	164,027.05	237,870.95	40.81%
NET INCOME (LOSS):	(401,898.00)	(36,455.42)	(164,027.05)		

Washington State Bar Association
Statement of Activities
For the Period from February 1, 2019 to February 28, 2019
41.67% OF YEAR COMPLETE

	FISCAL 2019 BUDGET	CURRENT MONTH	YEAR TO DATE	REMAINING BALANCE	% USED OF BUDGET
PRACTICE OF LAW BOARD					
REVENUE:					
TOTAL REVENUE:	<u>-</u>	<u>-</u>	<u>-</u>	<u>-</u>	
DIRECT EXPENSES:					
PRACTICE OF LAW BOARD	16,000.00	1,173.55	4,279.33	11,720.67	26.75%
TOTAL DIRECT EXPENSES:	<u>16,000.00</u>	<u>1,173.55</u>	<u>4,279.33</u>	<u>11,720.67</u>	<u>26.75%</u>
INDIRECT EXPENSES:					
SALARY EXPENSE (0.40 FTE)	50,676.00	1,802.08	9,202.29	41,473.71	18.16%
BENEFITS EXPENSE	13,502.00	874.09	5,600.85	7,901.15	41.48%
OTHER INDIRECT EXPENSE	<u>9,885.00</u>	<u>1,184.14</u>	<u>4,493.76</u>	<u>5,391.24</u>	<u>45.46%</u>
TOTAL INDIRECT EXPENSES:	<u>74,063.00</u>	<u>3,860.31</u>	<u>19,296.90</u>	<u>54,766.10</u>	<u>26.05%</u>
TOTAL ALL EXPENSES:	<u>90,063.00</u>	<u>5,033.86</u>	<u>23,576.23</u>	<u>66,486.77</u>	<u>26.18%</u>
NET INCOME (LOSS):	<u>(90,063.00)</u>	<u>(5,033.86)</u>	<u>(23,576.23)</u>		

Washington State Bar Association

Statement of Activities

For the Period from February 1, 2019 to February 28, 2019

41.67% OF YEAR COMPLETE

	FISCAL 2019 BUDGET	CURRENT MONTH	YEAR TO DATE	REMAINING BALANCE	% USED OF BUDGET
PROFESSIONAL RESPONSIBILITY PROGRAM					
REVENUE:					
TOTAL REVENUE:	-	-	-	-	
DIRECT EXPENSES:					
STAFF TRAVEL/PARKING	2,000.00	331.20	1,300.97	699.03	65.05%
STAFF MEMBERSHIP DUES	500.00	-	-	500.00	0.00%
CPE COMMITTEE	4,200.00	476.36	2,169.53	2,030.47	51.66%
TOTAL DIRECT EXPENSES:	6,700.00	807.56	3,470.50	3,229.50	51.80%
INDIRECT EXPENSES:					
SALARY EXPENSE (1.65 FTE)	160,192.00	13,395.14	67,596.75	92,595.25	42.20%
BENEFITS EXPENSE	57,904.00	4,607.52	23,655.37	34,248.63	40.85%
OTHER INDIRECT EXPENSE	40,774.00	4,948.01	18,777.39	21,996.61	46.05%
TOTAL INDIRECT EXPENSES:	258,870.00	22,950.67	110,029.51	148,840.49	42.50%
TOTAL ALL EXPENSES:	265,570.00	23,758.23	113,500.01	152,069.99	42.74%
NET INCOME (LOSS):	(265,570.00)	(23,758.23)	(113,500.01)		

Washington State Bar Association

Statement of Activities

For the Period from February 1, 2019 to February 28, 2019

41.67% OF YEAR COMPLETE

	FISCAL 2019 BUDGET	CURRENT MONTH	YEAR TO DATE	REMAINING BALANCE	% USED OF BUDGET
PUBLIC SERVICE PROGRAMS					
REVENUE:					
DONATIONS & GRANTS	110,000.00	-	137,500.00	(27,500.00)	125.00%
PSP PRODUCT SALES	2,000.00	157.00	1,619.00	381.00	80.95%
TOTAL REVENUE:	112,000.00	157.00	139,119.00	(27,119.00)	124.21%
DIRECT EXPENSES:					
DONATIONS/SPONSORSHIPS/GRANTS	207,915.00	-	48,999.58	158,915.42	23.57%
STAFF TRAVEL/PARKING	2,000.00	-	89.85	1,910.15	4.49%
PRO BONO & PUBLIC SERVICE COMMITTEE	2,000.00	150.98	700.14	1,299.86	35.01%
PUBLIC SERVICE EVENTS AND PROJECTS	20,500.00	-	162.27	20,337.73	0.79%
TOTAL DIRECT EXPENSES:	232,415.00	150.98	49,951.84	182,463.16	21.49%
INDIRECT EXPENSES:					
SALARY EXPENSE (1.03 FTE)	87,057.00	6,045.60	28,935.27	58,121.73	33.24%
BENEFITS EXPENSE	29,994.00	2,393.29	12,247.55	17,746.45	40.83%
OTHER INDIRECT EXPENSE	25,453.00	3,087.25	11,715.91	13,737.09	46.03%
TOTAL INDIRECT EXPENSES:	142,504.00	11,526.14	52,898.73	89,605.27	37.12%
TOTAL ALL EXPENSES:	374,919.00	11,677.12	102,850.57	272,068.43	27.43%
NET INCOME (LOSS):	(262,919.00)	(11,520.12)	36,268.43		

Washington State Bar Association

Statement of Activities

For the Period from February 1, 2019 to February 28, 2019

41.67% OF YEAR COMPLETE

	FISCAL 2019 BUDGET	CURRENT MONTH	YEAR TO DATE	REMAINING BALANCE	% USED OF BUDGET
PUBLICATION & DESIGN SERVICES					
REVENUE:					
TOTAL REVENUE:	-	-	-	-	
DIRECT EXPENSES:					
STAFF MEMBERSHIP DUES	500.00	-	-	500.00	0.00%
SUBSCRIPTIONS	83.00	-	79.98	3.02	96.36%
IMAGE LIBRARY	4,680.00	-	4,200.00	480.00	89.74%
TOTAL DIRECT EXPENSES:	5,263.00	-	4,279.98	983.02	81.32%
INDIRECT EXPENSES:					
SALARY EXPENSE (1.22 FTE)	80,074.00	7,263.23	38,916.77	41,157.23	48.60%
BENEFITS EXPENSE	31,380.00	2,455.05	12,528.79	18,851.21	39.93%
OTHER INDIRECT EXPENSE	30,148.00	3,679.28	13,962.65	16,185.35	46.31%
TOTAL INDIRECT EXPENSES:	141,602.00	13,397.56	65,408.21	76,193.79	46.19%
TOTAL ALL EXPENSES:	146,865.00	13,397.56	69,688.19	77,176.81	47.45%
NET INCOME (LOSS):	(146,865.00)	(13,397.56)	(69,688.19)		

Washington State Bar Association
Statement of Activities
For the Period from February 1, 2019 to February 28, 2019
41.67% OF YEAR COMPLETE

	FISCAL 2019 BUDGET	CURRENT MONTH	YEAR TO DATE	REMAINING BALANCE	% USED OF BUDGET
SECTIONS ADMINISTRATION					
REVENUE:					
REIMBURSEMENTS FROM SECTIONS	300,000.00	24,675.00	283,081.25	16,918.75	94.36%
TOTAL REVENUE:	300,000.00	24,675.00	283,081.25	16,918.75	94.36%
DIRECT EXPENSES:					
STAFF TRAVEL/PARKING	1,200.00	110.61	432.51	767.49	36.04%
SUBSCRIPTIONS	372.00	-	372.00	-	100.00%
CONFERENCE CALLS	300.00	10.09	88.79	211.21	29.60%
MISCELLANEOUS	300.00	-	-	300.00	0.00%
SECTION/COMMITTEE CHAIR MTGS	1,000.00	-	360.87	639.13	36.09%
DUES STATEMENTS	6,000.00	-	5,585.18	414.82	93.09%
STAFF MEMBERSHIP DUES	125.00	-	-	125.00	0.00%
TOTAL DIRECT EXPENSES:	9,297.00	120.70	6,839.35	2,457.65	73.57%
INDIRECT EXPENSES:					
SALARY EXPENSE (4.25 FTE)	297,955.00	24,148.26	126,846.90	171,108.10	42.57%
BENEFITS EXPENSE	112,039.00	8,941.38	45,677.19	66,361.81	40.77%
OTHER INDIRECT EXPENSE	105,024.00	12,771.85	48,468.26	56,555.74	46.15%
TOTAL INDIRECT EXPENSES:	515,018.00	45,861.49	220,992.35	294,025.65	42.91%
TOTAL ALL EXPENSES:	524,315.00	45,982.19	227,831.70	296,483.30	43.45%
NET INCOME (LOSS):	(224,315.00)	(21,307.19)	55,249.55		

Washington State Bar Association
Statement of Activities
For the Period from February 1, 2019 to February 28, 2019
41.67% OF YEAR COMPLETE

	FISCAL 2019 BUDGET	CURRENT MONTH	YEAR TO DATE	REMAINING BALANCE	% USED OF BUDGET
TECHNOLOGY					
REVENUE:					
TOTAL REVENUE:	-	-	-	-	
DIRECT EXPENSES:					
CONSULTING SERVICES	85,000.00	2,866.03	33,970.33	51,029.67	39.97%
STAFF TRAVEL/PARKING	2,500.00	-	-	2,500.00	0.00%
STAFF MEMBERSHIP DUES	110.00	-	-	110.00	0.00%
TELEPHONE	24,000.00	1,692.18	7,734.24	16,265.76	32.23%
COMPUTER HARDWARE	29,000.00	1,320.59	4,780.72	24,219.28	16.49%
COMPUTER SOFTWARE	29,000.00	8,318.32	9,053.15	19,946.85	31.22%
HARDWARE SERVICE & WARRANTIES	60,000.00	-	29,059.65	30,940.35	48.43%
SOFTWARE MAINTENANCE & LICENSING	270,000.00	1,045.13	108,790.00	161,210.00	40.29%
TELEPHONE HARDWARE & MAINTENANCE	10,000.00	-	137.35	9,862.65	1.37%
COMPUTER SUPPLIES	15,000.00	81.39	5,479.72	9,520.28	36.53%
THIRD PARTY SERVICES	143,000.00	33,172.35	105,182.25	37,817.75	73.55%
TRANSFER TO INDIRECT EXPENSES	(667,610.00)	(48,495.99)	(304,187.41)	(363,422.59)	45.56%
TOTAL DIRECT EXPENSES:	-	-	-	-	
INDIRECT EXPENSES:					
SALARY EXPENSE (12.10 FTE)	1,059,680.00	90,566.32	459,649.71	600,030.29	43.38%
BENEFITS EXPENSE	370,332.00	27,651.94	147,112.83	223,219.17	39.72%
CAPITAL LABOR & OVERHEAD	(188,800.00)	(5,575.44)	(44,657.13)	(144,142.87)	23.65%
OTHER INDIRECT EXPENSE	299,010.00	36,370.14	138,022.22	160,987.78	46.16%
TOTAL INDIRECT EXPENSES:	1,540,222.00	149,012.96	700,127.63	840,094.37	45.46%
TOTAL ALL EXPENSES:	1,540,222.00	149,012.96	700,127.63	840,094.37	45.46%
NET INCOME (LOSS):	(1,540,222.00)	(149,012.96)	(700,127.63)		

Washington State Bar Association
Statement of Activities
For the Period from February 1, 2019 to February 28, 2019
41.67% OF YEAR COMPLETE

	FISCAL 2019 BUDGET	CURRENT MONTH	YEAR TO DATE	REMAINING BALANCE	% USED OF BUDGET
CONTINUING LEGAL EDUCATION (CLE)					
REVENUE:					
SEMINAR REGISTRATIONS	876,000.00	2,252.50	247,974.75	628,025.25	28.31%
SEMINAR-EXHIB/SPNSR/ETC	41,500.00	-	500.00	41,000.00	1.20%
SHIPPING & HANDLING	1,000.00	18.00	196.68	803.32	19.67%
COURSEBOOK SALES	11,000.00	165.00	5,131.00	5,869.00	46.65%
MP3 AND VIDEO SALES	950,000.00	24,506.00	577,926.10	372,073.90	60.83%
TOTAL REVENUE:	1,879,500.00	26,941.50	831,728.53	1,047,771.47	44.25%
DIRECT EXPENSES:					
COURSEBOOK PRODUCTION	3,000.00	6.78	190.29	2,809.71	6.34%
POSTAGE - FLIERS/CATALOGS	10,685.00	-	1,859.86	8,825.14	17.41%
POSTAGE - MISC./DELIVERY	2,500.00	35.00	175.00	2,325.00	7.00%
DEPRECIATION	5,540.00	376.00	2,906.12	2,633.88	52.46%
ONLINE EXPENSES	40,000.00	3,699.53	18,609.61	21,390.39	46.52%
ACCREDITATION FEES	4,696.00	(36.00)	2,098.00	2,598.00	44.68%
SEMINAR BROCHURES	20,770.00	-	4,328.29	16,441.71	20.84%
FACILITIES	223,500.00	4,500.00	32,330.10	191,169.90	14.47%
SPEAKERS & PROGRAM DEVELOP	68,100.00	876.46	9,267.97	58,832.03	13.61%
CLE SEMINAR COMMITTEE	500.00	54.54	92.39	407.61	18.48%
BAD DEBT EXPENSE	600.00	-	(523.00)	1,123.00	-87.17%
STAFF TRAVEL/PARKING	5,675.00	-	190.60	5,484.40	3.36%
STAFF MEMBERSHIP DUES	1,260.00	-	1,007.00	253.00	79.92%
SUPPLIES	3,650.00	-	186.17	3,463.83	5.10%
TELEPHONE	-	-	13.88	(13.88)	
COST OF SALES - COURSEBOOKS	1,200.00	12.34	439.91	760.09	36.66%
A/V DEVELOP COSTS (RECORDING)	1,500.00	-	-	1,500.00	0.00%
SHIPPING SUPPLIES	100.00	-	-	100.00	0.00%
POSTAGE & DELIVERY-COURSEBOOKS	500.00	26.15	186.76	313.24	37.35%
TOTAL DIRECT EXPENSES:	393,776.00	9,550.80	73,358.95	320,417.05	18.63%
INDIRECT EXPENSES:					
SALARY EXPENSE (9.72 FTE)	656,422.00	56,995.63	283,916.62	372,505.38	43.25%
BENEFITS EXPENSE	254,178.00	20,304.40	103,527.65	150,650.35	40.73%
OTHER INDIRECT EXPENSE	240,197.00	29,223.00	110,899.23	129,297.77	46.17%
TOTAL INDIRECT EXPENSES:	1,150,797.00	106,523.03	498,343.50	652,453.50	43.30%
TOTAL ALL EXPENSES:	1,544,573.00	116,073.83	571,702.45	972,870.55	37.01%
NET INCOME (LOSS):	334,927.00	(89,132.33)	260,026.08		

Washington State Bar Association
Statement of Activities
For the Period from February 1, 2019 to February 28, 2019
41.67% OF YEAR COMPLETE

	FISCAL 2019 BUDGET	CURRENT MONTH	YEAR TO DATE	REMAINING BALANCE	% USED OF BUDGET
DESKBOOKS					
REVENUE:					
SHIPPING & HANDLING	2,000.00	108.00	1,126.32	873.68	56.32%
DESKBOOK SALES	80,000.00	3,125.00	33,816.40	46,183.60	42.27%
SECTION PUBLICATION SALES	3,000.00	225.00	1,800.00	1,200.00	60.00%
CASEMAKER ROYALTIES	75,000.00	2,308.49	13,456.73	61,543.27	17.94%
TOTAL REVENUE:	160,000.00	5,766.49	50,199.45	109,800.55	31.37%
DIRECT EXPENSES:					
COST OF SALES - DESKBOOKS	50,000.00	2,219.60	26,606.18	23,393.82	53.21%
COST OF SALES - SECTION PUBLICATION	750.00	39.02	351.18	398.82	46.82%
SPLITS TO SECTIONS	1,000.00	-	398.60	601.40	39.86%
DESKBOOK ROYALTIES	1,000.00	322.42	659.92	340.08	65.99%
SHIPPING SUPPLIES	150.00	-	-	150.00	0.00%
POSTAGE & DELIVER-DESKBOOKS	2,000.00	731.63	2,900.82	(900.82)	145.04%
FLIERS/CATALOGS	3,000.00	-	-	3,000.00	0.00%
POSTAGE - FLIERS/CATALOGS	1,500.00	-	-	1,500.00	0.00%
COMPLIMENTARY BOOK PROGRAM	2,000.00	-	411.54	1,588.46	20.58%
BAD DEBT EXPENSE	100.00	-	-	100.00	0.00%
RECORDS STORAGE - OFF SITE	7,440.00	675.00	3,320.00	4,120.00	44.62%
STAFF MEMBERSHIP DUES	250.00	-	168.00	82.00	67.20%
MISCELLANEOUS	200.00	-	-	200.00	0.00%
TOTAL DIRECT EXPENSES:	69,390.00	3,987.67	34,816.24	34,573.76	50.17%
INDIRECT EXPENSES:					
SALARY EXPENSE (2.05 FTE)	117,663.00	9,822.92	50,270.36	67,392.64	42.72%
BENEFITS EXPENSE	48,981.00	3,945.43	19,924.68	29,056.32	40.68%
OTHER INDIRECT EXPENSE	50,659.00	6,174.46	23,431.71	27,227.29	46.25%
TOTAL INDIRECT EXPENSES:	217,303.00	19,942.81	93,626.75	123,676.25	43.09%
TOTAL ALL EXPENSES:	286,693.00	23,930.48	128,442.99	158,250.01	44.80%
NET INCOME (LOSS):	(126,693.00)	(18,163.99)	(78,243.54)		

Washington State Bar Association
Statement of Activities
For the Period from February 1, 2019 to February 28, 2019
41.67% OF YEAR COMPLETE

	FISCAL 2019 BUDGET	CURRENT MONTH	YEAR TO DATE	REMAINING BALANCE	% USED OF BUDGET
CLIENT PROTECTION FUND					
REVENUE:					
CPF RESTITUTION	3,000.00	241.70	1,599.45	1,400.55	53.32%
CPF MEMBER ASSESSMENTS	982,000.00	83,160.00	978,000.00	4,000.00	99.59%
INTEREST INCOME	7,500.00	7,147.12	27,001.53	(19,501.53)	360.02%
TOTAL REVENUE:	992,500.00	90,548.82	1,006,600.98	(14,100.98)	101.42%
DIRECT EXPENSES:					
BANK FEES - WELLS FARGO	1,000.00	(39.86)	(196.55)	1,196.55	-19.66%
GIFTS TO INJURED CLIENTS	500,000.00	-	56,200.00	443,800.00	11.24%
CPF BOARD EXPENSES	3,000.00	-	334.31	2,665.69	11.14%
TOTAL DIRECT EXPENSES:	504,000.00	(39.86)	56,337.76	447,662.24	11.18%
INDIRECT EXPENSES:					
SALARY EXPENSE (1.25 FTE)	97,740.00	6,735.72	34,058.28	63,681.72	34.85%
BENEFITS EXPENSE	35,581.00	2,617.81	14,312.80	21,268.20	40.23%
OTHER INDIRECT EXPENSE	30,889.00	3,763.91	14,283.70	16,605.30	46.24%
TOTAL INDIRECT EXPENSES:	164,210.00	13,117.44	62,654.78	101,555.22	38.16%
TOTAL ALL EXPENSES:	668,210.00	13,077.58	118,992.54	549,217.46	17.81%
NET INCOME (LOSS):	324,290.00	77,471.24	887,608.44		

Washington State Bar Association

Statement of Activities

For the Period from February 1, 2019 to February 28, 2019

41.67% OF YEAR COMPLETE

	FISCAL 2019 BUDGET	CURRENT MONTH	YEAR TO DATE	REMAINING BALANCE	% USED OF BUDGET
MANAGEMENT OF WESTERN STATES BAR CONFERENCE (NO WSBA FUNDS)					
REVENUE:					
REGISTRATION REVENUE	33,000.00	(500.00)	(500.00)	33,500.00	-1.52%
OTHER ACTIVITIES REGISTRATION REVENUE	20,000.00	(145.00)	(145.00)	20,145.00	-0.73%
WESTERN STATES BAR MEMBERSHIP DUES	3,200.00	400.00	2,800.00	400.00	87.50%
SPONSORSHIPS	12,000.00	-	-	12,000.00	0.00%
TOTAL REVENUE:	68,200.00	(245.00)	2,155.00	66,045.00	3.16%
DIRECT EXPENSES:					
FACILITIES	55,000.00	-	-	55,000.00	0.00%
SPEAKERS & PROGRAM DEVELOPMENT	1,000.00	-	-	1,000.00	0.00%
BANK FEES	-	-	1.00	(1.00)	
WSBC PRESIDENT TRAVEL	500.00	-	-	500.00	0.00%
OPTIONAL ACTIVITIES EXPENSE	3,500.00	-	78.15	3,421.85	2.23%
MARKETING EXPENSE	800.00	-	52.04	747.96	6.51%
STAFF TRAVEL/PARKING	2,000.00	-	777.87	1,222.13	38.89%
TOTAL DIRECT EXPENSES:	62,800.00	-	909.06	61,890.94	1.45%
INDIRECT EXPENSES:					
TOTAL INDIRECT EXPENSES:	-	-	-	-	
TOTAL ALL EXPENSES:	62,800.00	-	909.06	61,890.94	1.45%
NET INCOME (LOSS):	5,400.00	(245.00)	1,245.94		

Washington State Bar Association
Statement of Activities
For the Period from February 1, 2019 to February 28, 2019
41.67% OF YEAR COMPLETE

	FISCAL 2019 BUDGET	CURRENT MONTH	YEAR TO DATE	REMAINING BALANCE	% USED OF BUDGET
SECTIONS OPERATIONS					
REVENUE:					
SECTION DUES	472,490.00	37,736.12	429,384.37	43,105.63	90.88%
SEMINAR PROFIT SHARE	15,000.00	-	7,034.41	7,965.59	46.90%
INTEREST INCOME	1,900.00	-	-	1,900.00	0.00%
PUBLICATIONS REVENUE	4,000.00	-	2,432.73	1,567.27	60.82%
OTHER	50,750.00	4,548.00	17,031.75	33,718.25	33.56%
TOTAL REVENUE:	544,140.00	42,284.12	455,883.26	88,256.74	83.78%
DIRECT EXPENSES:					
DIRECT EXPENSES OF SECTION ACTIVITIES	531,505.00	3,881.68	74,667.78	456,837.22	14.05%
REIMBURSEMENT TO WSBA FOR INDIRECT EXPENSES	309,019.50	24,675.00	283,081.25	25,938.25	91.61%
TOTAL DIRECT EXPENSES:	840,524.50	28,556.68	357,749.03	482,775.47	42.56%
NET INCOME (LOSS):	(296,384.50)	13,727.44	98,134.23		

Washington State Bar Association
Statement of Activities
For the Period from February 1, 2019 to February 28, 2019
41.67% OF YEAR COMPLETE

	FISCAL 2019 BUDGET	CURRENT MONTH	YEAR TO DATE	REMAINING BALANCE	% USED OF BUDGET
INDIRECT EXPENSES:					
SALARIES	11,868,980.00	970,777.97	4,931,608.96	6,937,371.04	41.55%
ALLOWANCE FOR OPEN POSITIONS	(200,000.00)	-	-	(200,000.00)	0.00%
TEMPORARY SALARIES	141,330.00	9,521.53	112,373.12	28,956.88	79.51%
CAPITAL LABOR & OVERHEAD	(188,800.00)	(5,575.44)	(44,657.13)	(144,142.87)	23.65%
EMPLOYEE ASSISTANCE PLAN	4,800.00	1,200.00	2,400.00	2,400.00	50.00%
EMPLOYEE SERVICE AWARDS	2,230.00	-	1,392.60	837.40	62.45%
FICA (EMPLOYER PORTION)	879,000.00	72,665.18	345,862.10	533,137.90	39.35%
L&I INSURANCE	47,250.00	-	9,668.59	37,581.41	20.46%
WA STATE FAMILY MEDICAL LEAVE (EMPLOYER PORTION)	-	1,419.15	2,896.04	(2,896.04)	
MEDICAL (EMPLOYER PORTION)	1,590,000.00	121,621.33	605,891.86	984,108.14	38.11%
RETIREMENT (EMPLOYER PORTION)	1,494,000.00	121,524.75	610,880.44	883,119.56	40.89%
TRANSPORTATION ALLOWANCE	119,250.00	425.00	106,398.20	12,851.80	89.22%
UNEMPLOYMENT INSURANCE	87,500.00	9,105.53	24,272.43	63,227.57	27.74%
STAFF DEVELOPMENT-GENERAL	6,900.00	-	469.79	6,430.21	6.81%
TOTAL SALARY & BENEFITS EXPENSE:	15,852,440.00	1,302,685.00	6,709,457.00	9,142,983.00	42.32%
WORKPLACE BENEFITS	39,000.00	4,621.66	13,879.16	25,120.84	35.59%
HUMAN RESOURCES POOLED EXP	102,400.00	6,264.20	27,097.99	75,302.01	26.46%
MEETING SUPPORT EXPENSES	12,500.00	725.96	5,129.36	7,370.64	41.03%
RENT	1,802,000.00	258,165.51	850,008.95	951,991.05	47.17%
PERSONAL PROP TAXES-WSBA	14,000.00	900.84	6,643.46	7,356.54	47.45%
FURNITURE, MAINT, LH IMP	35,200.00	-	9,264.99	25,935.01	26.32%
OFFICE SUPPLIES & EQUIPMENT	46,000.00	10,371.47	28,620.29	17,379.71	62.22%
FURN & OFFICE EQUIP DEPRECIATION	51,300.00	3,435.00	17,703.78	33,596.22	34.51%
COMPUTER HARDWARE DEPRECIATION	51,800.00	3,451.00	17,263.00	34,537.00	33.33%
COMPUTER SOFTWARE DEPRECIATION	162,700.00	9,311.00	47,006.00	115,694.00	28.89%
INSURANCE	143,000.00	11,916.18	59,580.90	83,419.10	41.66%
PROFESSIONAL FEES-AUDIT	35,000.00	-	31,669.20	3,330.80	90.48%
PROFESSIONAL FEES-LEGAL	50,000.00	49,310.58	87,546.73	(37,546.73)	175.09%
TELEPHONE & INTERNET	47,000.00	3,492.55	18,322.12	28,677.88	38.98%
POSTAGE - GENERAL	36,000.00	747.29	10,340.97	25,659.03	28.72%
RECORDS STORAGE	40,000.00	4,390.08	21,276.78	18,723.22	53.19%
STAFF TRAINING	95,245.00	4,214.07	29,652.89	65,592.11	31.13%
BANK FEES	35,400.00	3,086.89	16,716.48	18,683.52	47.22%
PRODUCTION MAINTENANCE & SUPPLIES	12,000.00	8.33	2,529.50	9,470.50	21.08%
COMPUTER POOLED EXPENSES	667,610.00	48,495.99	304,187.41	363,422.59	45.56%
TOTAL OTHER INDIRECT EXPENSES:	3,478,155.00	422,908.60	1,604,439.96	1,873,715.04	46.13%
TOTAL INDIRECT EXPENSES:	19,330,595.00	1,725,593.60	8,313,896.96		

Washington State Bar Association
Statement of Activities
For the Period from February 1, 2019 to February 28, 2019
41.67% OF YEAR COMPLETE

	FISCAL 2019 BUDGET	CURRENT MONTH	YEAR TO DATE	REMAINING BALANCE
SUMMARY PAGE				
LICENSE FEES	15,958,200.00	1,578,502.65	6,692,416.93	9,265,783.07
ACCESS TO JUSTICE	(327,324.00)	(27,035.79)	(123,581.90)	(203,742.10)
ADMINISTRATION	(1,043,654.00)	(74,749.01)	(383,194.45)	(660,459.55)
ADMISSIONS/BAR EXAM	69,421.00	66,494.57	198,503.38	(129,082.38)
BOARD OF GOVERNORS	(834,709.00)	(49,833.23)	(351,700.99)	(483,008.01)
COMMUNICATIONS	(604,832.00)	(48,305.95)	(269,562.01)	(335,269.99)
CONFERENCE & BROADCAST SERVICES	(783,893.00)	(75,908.66)	(340,330.33)	(443,562.67)
DISCIPLINE	(5,788,075.00)	(491,973.65)	(2,416,362.74)	(3,371,712.26)
DIVERSITY	(445,817.00)	(48,894.43)	(99,848.48)	(345,968.52)
FOUNDATION	(164,863.00)	(13,626.18)	(67,325.60)	(97,537.40)
HUMAN RESOURCES	(204,958.00)	(34,779.82)	(168,532.52)	(36,425.48)
LAP	(132,499.00)	(12,674.37)	(57,241.73)	(75,257.27)
LEGISLATIVE	(154,066.00)	(15,388.57)	(66,705.86)	(87,360.14)
LICENSING AND MEMBERSHIP	(377,789.00)	(27,111.65)	(125,006.88)	(252,782.12)
LIMITED LICENSE LEGAL TECHNICIAN	(241,191.00)	(20,506.51)	(102,244.47)	(138,946.53)
LIMITED PRACTICE OFFICERS	(171,653.00)	(14,610.70)	(70,738.42)	(100,914.58)
MANDATORY CLE ADMINISTRATION	176,571.00	46,526.11	187,963.79	(122,344.49)
MEMBER BENEFITS	(260,707.00)	(8,177.38)	(138,362.51)	(122,344.49)
MEMBER SERVICES & ENGAGEMENT	(420,479.00)	(20,471.67)	(124,642.02)	(295,836.98)
NW LAWYER	(197,103.00)	(749.66)	(114,214.44)	(82,888.56)
OFFICE OF GENERAL COUNSEL	(941,756.00)	(68,047.95)	(349,723.21)	(592,032.79)
OGC-DISCIPLINARY BOARD	(290,573.00)	(21,005.03)	(105,420.78)	(185,152.22)
OUTREACH & ENGAGEMENT	(401,898.00)	(36,455.42)	(164,027.05)	(237,870.95)
PRACTICE OF LAW BOARD	(90,063.00)	(5,033.86)	(23,576.23)	(66,486.77)
PROFESSIONAL RESPONSIBILITY PROGRAM	(265,570.00)	(23,758.23)	(113,500.01)	(152,069.99)
PUBLICATION & DESIGN SERVICES	(146,865.00)	(13,397.56)	(69,688.19)	(77,176.81)
PUBLIC SERVICE PROGRAMS	(262,919.00)	(11,520.12)	36,268.43	(299,187.43)
LAW CLERK PROGRAM	11,985.00	30,288.46	83,937.44	(71,952.44)
SECTIONS ADMINISTRATION	(224,315.00)	(21,307.19)	55,249.55	(279,564.55)
TECHNOLOGY	(1,540,222.00)	(149,012.96)	(700,127.63)	(840,094.37)
CLE - PRODUCTS	733,919.00	4,550.80	482,181.36	251,737.64
CLE - SEMINARS	(398,992.00)	(93,683.13)	(222,155.28)	(176,836.72)
SECTIONS OPERATIONS	(296,384.50)	13,727.44	98,134.23	(394,518.73)
DESKBOOKS	(126,693.00)	(18,163.99)	(78,243.54)	(48,449.46)
CLIENT PROTECTION FUND	324,290.00	77,471.24	887,608.44	(563,318.44)
WESTERN STATES BAR CONFERENCE (No WSBA Funds)	5,400.00	(245.00)	1,245.94	4,154.06
INDIRECT EXPENSES	(19,330,595.00)	(1,725,593.60)	(8,313,896.96)	(11,016,698.04)
TOTAL OF ALL	19,190,671.50	1,354,460.00	6,436,444.74	12,754,226.76
NET INCOME (LOSS)	139,923.50	371,133.60	1,877,452.22	

**Washington State Bar Association
Analysis of Cash Investments
As of February 28, 2019**

Checking & Savings Accounts

General Fund

Checking

<u>Bank</u>	<u>Account</u>	<u>Amount</u>
Wells Fargo	General	\$ 1,070,328

Total

<u>Investments</u>	<u>Rate</u>	<u>Amount</u>
Wells Fargo Money Market	2.48%	\$ 9,912,767
UBS Financial Money Market	2.48%	\$ 581,355
Morgan Stanley Money Market	2.37%	\$ 26,382
Merrill Lynch Money Market	2.49%	\$ 1,932,219
Long Term Investments	Varies	\$ 3,313,836
Short Term Investments	Varies	\$ 2,480,000

General Fund Total \$ 19,316,887

Client Protection Fund

Checking

<u>Bank</u>	<u>Amount</u>
Wells Fargo	\$ 1,040,581

<u>Investments</u>	<u>Rate</u>	<u>Amount</u>
Wells Fargo Money Market	2.48%	\$ 3,312,617
Morgan Stanley Money Market	2.10%	\$ 104,940
Wells Fargo Investments	Varies	\$ -

Client Protection Fund Total \$ 4,458,139

Grand Total Cash & Investments \$ 23,775,025

**Washington State Bar Association
Analysis of Cash Investments
As of February 28, 2019**

Long Term Investments- General Fund

UBS Financial Long Term Investments
Nuveen 3-7 year Municipal Bond Portfolio

Value as of 2/28/2019
\$ 315,730.24

Morgan Stanley Long Term Investments
Lord Abbett Short Term Duration Income Fund
Guggenheim Total Return Bond Fund
Virtus Multi-Sector Short Term Bond Fund

Value as of 2/28/2019
\$ 802,658.33
\$ 1,105,168.96
\$ 1,090,278.86
\$ 2,998,106.15

Total Long Term Investments- General Fund 3,313,836.39

Short Term Investments- General Fund

<u>Bank</u>	<u>Interest Rate</u>	<u>Yield</u>	<u>Term</u>	<u>Maturity Date</u>	<u>Amount</u>
Radius Bank	2.30%	2.30%	4 months	5/31/2019	250,000.00
City National Bank	2.40%	2.40%	6 months	7/18/2019	240,000.00
Bank of Baroda	2.30%	2.30%	6 months	7/30/2019	250,000.00
Valley National Bank	2.30%	2.30%	6 months	7/30/2019	250,000.00
Old National Bank	2.35%	2.35%	6 months	8/15/2019	250,000.00
Umpqua Bank	2.50%	2.50%	8 months	9/23/2019	250,000.00
Bank of NY Mellon	2.45%	2.45%	9 months	10/15/2019	250,000.00
UBS Bank	2.50%	2.50%	9 months	10/16/2019	240,000.00
Investors Bank	2.55%	2.55%	9 months	10/18/2019	250,000.00
US Bank National Association	2.45%	2.45%	9 months	11/6/2019	250,000.00

Total Short Term Investments- General Fund 2,480,000.00

Client Protection Fund

<u>Bank</u>	<u>Interest Rate</u>	<u>Yield</u>	<u>Term Mths</u>	<u>Maturity Date</u>	<u>Amount</u>
--------------------	---------------------------------	---------------------	-----------------------------	---------------------------------	----------------------

Total CPF -

AGENDA ITEM 5.

WASHINGTON STATE B A R A S S O C I A T I O N

To: Budget and Audit Committee

From: Ann Holmes, Chief Operations Officer

Re: Resolution re WSBA Fiscal Integrity

Date: April 16, 2019

At the March 21, 2019 Budget and Audit Committee meeting Governor Dan Clark requested a statement be made to address member misconceptions about the WSBA's fiscal integrity and spending. The Committee requested that Governor Clark work with WSBA staff to develop draft language for the Committee to review at the April meeting. Attached is the proposed resolution for review and recommendation to the Board of Governors.



PROCLAMATION BY THE WSBA Board of Governors

WHEREAS, the Washington State Bar Association (WSBA) received a clean “unmodified” opinion from an independent auditor for Fiscal Year 2018, with no adjustments made, no material weaknesses found, and no management letter issued; and

WHEREAS, the WSBA has received unmodified opinions from independent audit firms for at least 30 years; and

WHEREAS, the Budget and Audit Committee of the WSBA Board of Governors received and reviewed the audit report in January 2019, as part of its ongoing work to oversee the WSBA budget and operations with close and careful examination, and has determined that WSBA financial statements are accurate in all material respects; and

WHEREAS, the WSBA and its Board of Governors holds itself accountable, and should be held accountable, to being transparent and welcoming of WSBA-member and public engagement in the budget process and fiscal controls, which includes providing audit reports, detailed financial statements, the current budget with revenues and expenditures by line item, fiscal policies and procedures, and Treasurer Reports online at wsba.org; and

WHEREAS, the Board of Governors believe it is critical for members to receive an unequivocal message regarding the fiscal operations of their state bar so they have accurate information;

NOW, THEREFORE, we, the members of the WSBA Board of Governors, as a result of the above-noted fiduciary record and strong internal controls, do hereby proclaim our unified confidence in the high degree of fiscal integrity of the Washington State Bar Association.

FURTHERMORE, we invite WSBA members and the public at large to engage in WSBA’s budgetary process and hold us accountable for continued fiscal transparency and thorough oversight.

Signature lines

AGENDA ITEM 6.



To: WSBA Budget & Audit Committee

From: Terra Nevitt, Chief Development Officer

Re: Financial Reports for April 25, 2019 Meeting

Date: April 15, 2019

This memo follows on ongoing discussion of the Washington State Bar Foundation's health and viability at each Budget & Audit Committee meeting since June 2017. Attached, please find the Foundation's most recent financial report covering the period of October 1, 2018 through March 31, 2019. Also attached is the WSBF's year-to-date fundraising report.

Looking at the *WSBF Balance Sheet*, you can see that as of March 31, the Foundation had a net worth of \$301,122. This is an increase of \$123,689 from the net worth as of the end of January, which we reported on at the March meeting. The WSBF's net worth will continue to grow as it raises funds throughout the fiscal year. The majority of those funds will be granted to WSBA at the beginning FY20. The *WSBF Statement of Activities* details these and other income and expenses year-to-date. WSBA's support of the Foundation is captured in the report as "WSBA Staff Support" and "WSBA Expenses" under "In Kind Expenses", which total \$81,267 as of the end of March. Our total income through cash contributions as of the end of March is \$259,328.

The *Fundraising Progress Report* provides a more up-to-date, but unofficial, look at the amount and source of contributions for FY19. As of April 15, 2019 the Foundation has raised \$270,765. The majority of funds raised are through the licensing campaign, which continues to trend ahead of last year.



Advancing WSBA's Vision of a Just Washington

To: Terra Nevitt

From: Tiffany Lynch, Associate Director for Finance

Re: Foundation Financial Statements as of March 31, 2019

Date: April 15, 2019

Attached are the final financial statements for the Washington State Bar Foundation as of March 31, 2019. Below is a summary of the fund balances¹ as of March 31, 2019.

WSBF Fund Balances¹
As of March 31, 2019

Fund Name	Cash	Committed Funds	Available Funds
ATJ/Bar Leaders Conference	15,272	0	15,272
Call to Duty	50	0	50
Diversity	275	0	275
ELUL Midyear Scholarship Fund	1,651	(1,651)	0
McMahon	8,352	0	8,352
Moderate Means	250	0	250
Peter Greenfield Internship	8,403	0	8,403
WSBA Justice & Diversity			
Opportunities	3,500	(500)	3,000
Unrestricted	<u>248,968</u>	<u>0</u>	<u>248,968</u>
Total Fund Balances	<u>\$286,721</u>	<u>(\$2,151)</u>	<u>\$284,570</u>

¹ Excludes fixed assets (\$14,400 in artwork).

WSBA Foundation
Statement of Activities (Profit & Loss)
 October 2018 through March 2019

	<u>Oct '18 - Mar 19</u>
Ordinary Income/Expense	
Income	
Contributions & Grants Income	
Corporate	15,889
Foundations & Nonprofits	5,000
Individuals/Private Donors	236,039
Other	2,400
Total Contributions & Grants Income	259,328
In Kind Donations	86,553
Total Income	345,881
Expense	
Donor Database Expense	894
In Kind Expenses	
WSBA Staff Support	78,572
WSBA Expenses	2,695
In Kind Expenses - Other	5,286
Total In Kind Expenses	86,553
Bank Service Charges	40
Credit Card Fees	892
Dues	180
Licenses and Permits	10
Program Expense	
Taxation Scholarship	5,000
Pres Diversity Scholarship Fund	30,000
WSBA Justice & Div. Opportunity	1,500
WSBA Funding	275,000
Total Program Expense	311,500
Total Expense	400,069
Net Ordinary Income	-54,188
Other Income/Expense	
Other Income	
Interest Income	707
Total Other Income	707
Other Expense	
Other Expenses	4,932
Total Other Expense	4,932
Net Other Income	-4,225
Net Income	-58,414

WSBA Foundation
Balance Sheet
As of March 31, 2019

	<u>Mar 31, 19</u>
ASSETS	
Current Assets	
Checking/Savings	
Wells Fargo Checking	14,851
Wells Fargo Heritage Money Mkt	271,870
Total Checking/Savings	<u>286,722</u>
Total Current Assets	286,722
Fixed Assets	
Artwork	14,400
Total Fixed Assets	<u>14,400</u>
TOTAL ASSETS	<u>301,122</u>
LIABILITIES & EQUITY	
Equity	
Increase/Decrease Fund Balance	359,535
Net Income	<u>-58,414</u>
Total Equity	<u>301,122</u>
TOTAL LIABILITIES & EQUITY	<u>301,122</u>

WSBA Foundation
Profit & Loss Prev Year Comparison
October 2018 through March 2019

	Oct '18 - Mar 19	Oct '17 - Mar 18	\$ Change	% Change
Ordinary Income/Expense				
Income				
Contributions & Grants Income				
Corporate	15,888.52	19,890.00	-4,001.48	-20.1%
Foundations & Nonprofits	5,000.00	600.00	4,400.00	733.3%
Individuals/Private Donors	236,039.17	203,426.75	32,612.42	16.0%
Other	2,400.00	0.00	2,400.00	100.0%
Total Contributions & Grants Inco...	259,327.69	223,916.75	35,410.94	15.8%
In Kind Donations	86,553.33	76,412.61	10,140.72	13.3%
Miscellaneous Income	0.00	1,814.37	-1,814.37	-100.0%
Total Income	345,881.02	302,143.73	43,737.29	14.5%
Expense				
Donor Database Expense	894.00	0.00	894.00	100.0%
In Kind Expenses				
WSBA Staff Support	78,572.04	75,393.99	3,178.05	4.2%
WSBA Expenses	2,695.29	1,018.62	1,676.67	164.6%
In Kind Expenses - Other	5,286.00	0.00	5,286.00	100.0%
Total In Kind Expenses	86,553.33	76,412.61	10,140.72	13.3%
Bank Service Charges	40.00	12.00	28.00	233.3%
Credit Card Fees	891.94	905.05	-13.11	-1.5%
Dues	180.00	0.00	180.00	100.0%
Licenses and Permits	10.00	10.00	0.00	0.0%
Office Supplies	0.00	54.39	-54.39	-100.0%
Program Expense				
Taxation Scholarship	5,000.00	0.00	5,000.00	100.0%
Pres Diversity Scholarship Fund	30,000.00	0.00	30,000.00	100.0%
WSBA Justice & Div. Opportunity	1,500.00	672.00	828.00	123.2%
WSBA Funding	275,000.00	200,000.00	75,000.00	37.5%
Program Expense - Other	0.00	1,186.62	-1,186.62	-100.0%
Total Program Expense	311,500.00	201,858.62	109,641.38	54.3%
Total Expense	400,069.27	279,252.67	120,816.60	43.3%
Net Ordinary Income	-54,188.25	22,891.06	-77,079.31	-336.7%
Other Income/Expense				
Other Income				
Interest Income	706.91	385.83	321.08	83.2%
Total Other Income	706.91	385.83	321.08	83.2%
Other Expense				
Other Expenses	4,932.25	594.00	4,338.25	730.4%
Total Other Expense	4,932.25	594.00	4,338.25	730.4%
Net Other Income	-4,225.34	-208.17	-4,017.17	-1,929.8%
Net Income	-58,413.59	22,682.89	-81,096.48	-357.5%

WSBA Foundation
Balance Sheet Prev Year Comparison
As of March 31, 2019

	<u>Mar 31, 19</u>	<u>Mar 31, 18</u>	<u>\$ Change</u>	<u>% Change</u>
ASSETS				
Current Assets				
Checking/Savings				
Wells Fargo Checking	14,851.29	236,168.45	-221,317.16	-93.7%
Wells Fargo Heritage Money ...	271,870.21	51,192.59	220,677.62	431.1%
Total Checking/Savings	<u>286,721.50</u>	<u>287,361.04</u>	<u>-639.54</u>	<u>-0.2%</u>
Total Current Assets	<u>286,721.50</u>	<u>287,361.04</u>	<u>-639.54</u>	<u>-0.2%</u>
Fixed Assets				
Artwork	14,400.00	14,400.00	0.00	0.0%
Total Fixed Assets	<u>14,400.00</u>	<u>14,400.00</u>	<u>0.00</u>	<u>0.0%</u>
TOTAL ASSETS	<u>301,121.50</u>	<u>301,761.04</u>	<u>-639.54</u>	<u>-0.2%</u>
LIABILITIES & EQUITY				
Equity				
Increase/Decrease Fund Balance	359,535.09	279,078.15	80,456.94	28.8%
Net Income	-58,413.59	22,682.89	-81,096.48	-357.5%
Total Equity	<u>301,121.50</u>	<u>301,761.04</u>	<u>-639.54</u>	<u>-0.2%</u>
TOTAL LIABILITIES & EQUITY	<u>301,121.50</u>	<u>301,761.04</u>	<u>-639.54</u>	<u>-0.2%</u>

FY19 Fundraising Progress Report
As of April 15, 2019

FUNDRAISING ACTIVITY		DONATION SOURCE			
		Foundation Trustees & Trustee Firms	Board of Governors (non Trustee)	Individuals	Firms and Organizations
Annual Giving	\$3,894.94	\$1,759.00		\$2,085.94	\$50.00
Licensing	\$229,194.75	\$575.00	\$410.00	\$216,764.75	\$11,445.00
Events					
2018 APEX Awards (income rec'd in FY19)	\$1,530.00	\$500.00		\$1,030.00	
2019 APEX Awards	\$4,600.00				\$4,600.00
Program Event Sponsorships					
ATJ Conference	\$21,270.00	\$2,020.00			\$19,250.00
Matching Gifts	\$2,400.00				\$2,400.00
Sections	\$7,875.00			\$5,275.00	\$2,600.00
TOTAL	\$270,764.69	\$4,854.00	\$410.00	\$225,155.69	\$40,345.00