

## Administrative Law Section

The Administrative Law Section serves the interests of public- and private-sector legal professionals who work with state and local government agencies, as well as administrative law judges, hearing officers, review officers, and other judicial personnel.

### Members

246

### New/Young Lawyers

18%

### Location

King County	40%
Peninsula & Southern WA	32%
Central & Eastern WA	12%
Northern WA	3%

### Employment

Public Sector/Government	28%
In-House	6%
Solo	14%
Small Firm (2–10)	17%
Medium Firm (11–50)	7%
Large Firm (51+)	8%

Sources: Year-End Section Financial Reports, Section Annual Report & WSBA Demographics Report

### Accomplishments

#### CLEs

3

The section hosted three mini-CLEs on the topics: civility among lawyers in administrative proceedings, the intersection of administrative and criminal law, and the Open Public Meetings Act.

#### Receptions/ Forums

3

#### Newsletters

2

The section published two newsletters this year, including summaries of important cases in administrative law and updates on pending legislation. The section also updated the Administrative Law Practice Manual, revising chapters on interstate compact law and on open public meetings.

#### Scholarships, Donations & Grants

\$8,000

The section awarded its annual grants and the Homan Award. The law student grant was awarded to Derek Peterson, who completed an internship with the Licensing and Administrative Law Division of the Washington State Attorney General's Office. The section selected LAW Advocates, a legal assistance organization in Whatcom County, for the annual public service grant. The Homan Award was granted to John F. Kuntz, for the commitment to excellence and active mentorship that he has demonstrated throughout his career in administrative law.

#### New Lawyer/Law School Outreach Events

1

#### Legislative Bills

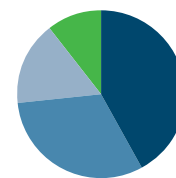
MULTIPLE

### Financial Review

Dues	\$25.00
Total Revenue (actual)	\$16,870.46
Total Expenses (actual)	\$27,122.94
Total Fund Balance (actual)	\$48,045.43

### Expenses (actual)

Member Benefits	\$11,404.36	42.04%
Executive Committee	\$8,507.59	31.37%
Per-Member-Charge	\$4,368.75	16.11%
CLE-Related	\$2,842.24	10.48%



## Alternative Dispute Resolution Section

The Alternative Dispute Resolution Section promotes the informed use and best practices of alternative dispute resolution processes by: providing resources; educating members of the bar and the public, and addressing issues relating to the growth and development of alternative dispute resolution services in the State of Washington.

### Members

422

### New/Young Lawyers

6%

### Location

King County	61%
Peninsula & Southern WA	16%
Central & Eastern WA	6%
Northern WA	8%

### Employment

Public Sector/Government	8%
In-House	3%
Solo	40%
Small Firm (2-10)	20%
Medium Firm (11-50)	7%
Large Firm (51+)	5%

Sources: Year-End Section Financial Reports, Section Annual Report & WSBA Demographics Report

### Accomplishments

#### CLEs

1

Each year, the ADR Section co-sponsors the Northwest Dispute Resolution Conference with the University of Washington School of Law. This past year, the 22nd annual conference was held on March 24-25, 2016. Members of the section provided leadership in planning and organizing this nationally recognized conference on ADR.

#### Scholarships, Donations & Grants

\$1,200

#### Task Force

1

The section's primary activity during the past year has been to support the WSBA ECCL Task Force (whose mission is to examine ways for controlling the escalating costs of civil litigation) by providing input to the Task Force ADR Subcommittee. The Task Force adopted recommendations as a result of a WSBA ADR sponsored research project for utilizing mediation earlier in civil cases and for expanding the ways mediations are conducted.

#### Receptions/Forums

5

The ADR Section sponsored four membership events this year. Each event was a one-hour panel or speaker presentation on current ADR issues, followed by a social/networking event. These events were webcast so that members outside of the Seattle metro area could participate live via web streaming.

#### New Lawyer/Law School Outreach Events

4

#### Legislative Bills

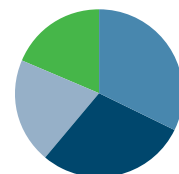
2

### Financial Review

Dues	\$35.00
Total Revenue (actual)	\$23,374.71
Total Expenses (actual)	\$37,788.13
Total Fund Balance (actual)	\$20,474.95

### Expenses (actual)

Executive Committee	\$12,258.89	32.44%
Member Benefits	\$10,873.22	28.77%
Per-Member-Charge	\$7,668.75	20.29%
CLE-Related	\$6,987.27	18.50%



## Animal Law Section

Animal law has useful applications for practitioners in many areas including landlord/tenant, criminal, wills and trusts, personal injury and tort claims, non-profit corporations, agricultural, local government and administrative law.

### Members

124

### New/Young Lawyers

19%

### Location

King County	51%
Peninsula & Southern WA	15%
Central & Eastern WA	7%
Northern WA	6%

### Employment

Public Sector/Government	8%
In-House	6%
Solo	29%
Small Firm (2-10)	15%
Medium Firm (11-50)	7%
Large Firm (51+)	1%

Sources: Year-End Section Financial Reports, Section Annual Report & WSBA Demographics Report

### Accomplishments

#### Scholarships, Donations & Grants

**\$250**

Established the Lorrie Elliott Scholarship in special recognition of her 10 years of service on the Executive Committee and determined recipients for the year.

#### BOG/Member Benefits

**1**

Participated in BOG meetings and policy and rules change discussions.

#### CLEs

**1**

Planned and hosted the 2nd Annual Animal Law Summit, August 12, 2016.

#### New Lawyer/Law School Outreach Events

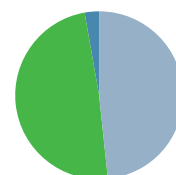
**2**

### Financial Review

Dues	\$25.00
Total Revenue (actual)	\$3,258.84
Total Expenses (actual)	\$4,381.06
Total Fund Balance (actual)	\$17,062.74

### Expenses (actual)

Per-Member-Charge	\$2,137.50	48.79%
CLE-Related	\$2,124.93	48.5%
Executive Committee	\$118.63	2.71%



## Antitrust, Consumer Protection & Unfair Business Practices Section

The Antitrust, Consumer Protection & Unfair Business Practices (ACPUBP) Section is primarily devoted to keeping its members informed about significant developments in the field of trade regulation law.

### Members

221

### New/Young Lawyers

17%

### Location

King County	69%
Peninsula & Southern WA	7%
Central & Eastern WA	5%
Northern WA	2%

### Employment

Public Sector/Government	7%
In-House	13%
Solo	12%
Small Firm (2–10)	15%
Medium Firm (11–50)	15%
Large Firm (51+)	15%

Sources: Year-End Section Financial Reports, Section Annual Report & WSBA Demographics Report

### Accomplishments

#### Receptions/ Forums

5

#### Legislative Bills

2

#### New Lawyer/Law School Outreach Events

2

The section co-sponsored “Introduction of Consumer Protection Day” at Seattle University and “Antitrust Day” at the University of Washington.

#### Publications & Resources

1

The section has prepared outlines for an antitrust deskbook.

#### CLEs

7

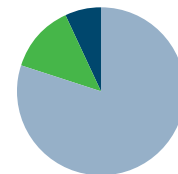
This year, the section expanded their topics for their mini-CLE programs. The section also sponsored another great Annual Antitrust Symposium, a full day CLE on a variety of topics concerning the practice area.

### Financial Review

Dues	\$20.00
Total Revenue (actual)	\$9,960.68
Total Expenses (actual)	\$4,851.56
Total Fund Balance (actual)	\$55,025.85

### Expenses (actual)

Per-Member-Charge	\$3,881.25	80.00%
CLE-Related	\$635.11	13.09%
Member Benefits	\$335.20	6.91%



## Business Law Section

The Business Law Section is committed to providing services that its members value, operating in a fiscally responsible manner, and enhancing the professional collegiality among all Washington business legal practitioners.

### Members

1391

### New/Young Lawyers

24%

### Location

King County	58%
Peninsula & Southern WA	12%
Central & Eastern WA	11%
Northern WA	5%

### Employment

Public Sector/Government	2%
In-House	12%
Solo	18%
Small Firm (2–10)	23%
Medium Firm (11–50)	12%
Large Firm (51+)	13%

Sources: Year-End Section Financial Reports, Section Annual Report & WSBA Demographics Report

### Accomplishments

#### CLEs

3

Successful mid-year CLE.

#### Publications & Resources

1

The section has prepared outlines for an antitrust deskbook. Washington Business Corporation Act Sourcebook.

#### Receptions/ Forums

2

#### New Lawyer/Law School Outreach Events

3

#### Legislative Bills

15+

Provided a report on opinion letter practice in Washington.

#### Scholarships, Donations & Grants

\$5,000

#### Newsletter

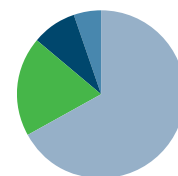
1

### Financial Review

Dues	\$25.00
Total Revenue (actual)	\$43,061.34
Total Expenses (actual)	\$37,944.56
Total Fund Balance (actual)	\$83,675.24

### Expenses (actual)

Per-Member-Charge	\$25,462.5	67.10%
CLE-Related	\$7,246.46	19.10%
Member Benefits	\$3,305.75	8.71%
Executive Committee	\$1,929.85	5.09%



## Civil Rights Law Section

The Civil Rights Law Section educates and advocates for civil liberties and equal rights in the context of the legal issues of Washington state residents. The section focuses on civil rights issues including forms of racial, ethnic, religious, gender, national origin and sexual-orientation discrimination, and persons with mental or physical disabilities, the socio-economically marginalized, and those experiencing homelessness. The section also focuses on issues involving civil liberties including freedom of speech, freedom from state-promulgated religion, and privacy rights.

### Members

153

### New/Young Lawyers

27%

### Location

King County	50%
Peninsula & Southern WA	20%
Central & Eastern WA	14%
Northern WA	3%

### Employment

Public Sector/Government	23%
In-House	1%
Solo	22%
Small Firm (2-10)	16%
Medium Firm (11-50)	8%
Large Firm (51+)	4%

Sources: Year-End Section Financial Reports, Section Annual Report & WSBA Demographics Report

### Accomplishments

#### Receptions/ Forums

1

This year, in partnership with the WSBA MentorLink Program, the section hosted a networking event for individuals interested in the practice area of civil rights law.

#### New Lawyer/Law School Outreach Events

3

#### Newsletters

1

#### CLEs

2

In conjunction with the section's annual meeting, the section held a Mini-CLE on the "Status Update on Enforcement of the Voting Rights Act of 1965 in the state of Washington and around the Nation." At this event, the section also announced and presented Distinguished Service Awards to Professor Michele Storms (2015) and Adam Moore (2016), and Civic Leader Awards to Larry Gossett (2015) and Bob Santos (2015) and Rep. Luis Moscoso (2016).

### Legislative Bills

**MULTIPLE**

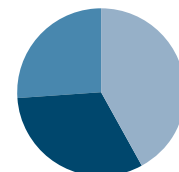
The section worked with the WSBA Legislative Affairs Manager to review and give feedback on various civil rights related bills during the 2016 Legislative Session. The section made comment in support of Senate Bill 5668 and House Bill 1745 that are known as the Washington Voting Rights Act.

### Financial Review

Dues	\$30.00
Total Revenue (actual)	\$4,039.76
Total Expenses (actual)	\$6,017.85
Total Fund Balance (actual)	\$10,071.30

### Expenses (actual)

Per-Member-Charge	\$2,531.25	42.06%
Member Benefits	\$1,917.60	31.87%
Executive Committee	\$1,569.00	26.07%



## Construction Law Section

Construction Law Section members share common interests on a wide variety of issues related to the construction industry and all aspects of government procurement.

### Members

532

### New/Young Lawyers

17%

### Location

King County	55%
Peninsula & Southern WA	10%
Central & Eastern WA	10%
Northern WA	5%

### Employment

Public Sector/Government	4%
In-House	11%
Solo	12%
Small Firm (2-10)	26%
Medium Firm (11-50)	18%
Large Firm (51+)	10%

Sources: Year-End Section Financial Reports, Section Annual Report & WSBA Demographics Report

### Accomplishments

#### CLEs

4

#### Receptions/ Forums

1

#### Newsletters/ Publications

3

Submitted and obtained BOG approval on Design Agreement now available for all members. Started process for development of a Construction Law Desk Book.

#### Scholarships, Donations & Grants

\$2,500

Granted law student scholarship based upon presented construction law article.

#### New Lawyer/Law School Outreach Events

4

#### Legislative Bills

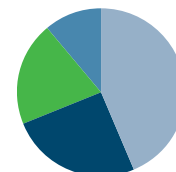
1

### Financial Review

Dues	\$25.00
Total Revenue (actual)	\$23,090.60
Total Expenses (actual)	\$21,949.87
Total Fund Balance (actual)	\$37,060.68

### Expenses (actual)

Per-Member-Charge	\$9,581.25	43.65%
Member Benefits	\$5,599.53	25.51%
CLE-Related	\$4,381.91	19.96%
Executive Committee	\$2,387.18	10.88%



## Corporate Counsel Section

The Corporate Counsel Section provides educational, professional development, career enhancement and networking opportunities for all members of the WSBA who work in in-house legal environments, who aspire to work in-house, or who wish to better understand the issues, challenges and opportunities faced by in-house legal professionals.

### Members

1,087

### New/Young Lawyers

21%

### Location

King County	68%
Peninsula & Southern WA	7%
Central & Eastern WA	7%
Northern WA	3%

### Employment

Public Sector/Government	3%
In-House	50%
Solo	8%
Small Firm (2-10)	10%
Medium Firm (11-50)	5%
Large Firm (51+)	8%

Sources: Year-End Section Financial Reports, Section Annual Report & WSBA Demographics Report

### Accomplishments

#### Committees

1

The section launched an all new "Non Profit Law Committee" and began work on a new half-day CLE called the Non-Profit Law Institute, directed to Non Profit Law professionals.

#### New Lawyer/Law School Outreach Events

MULTIPLE

#### Receptions/ Forums

4

The section has engaged in an Eastern Washington Outreach initiative for approximately 5 years and has successfully held several mini CLE and/or networking events in Spokane each year. The section began a South Sound Outreach initiative this year, with the initial and very well attended event occurring in Tacoma in August.

#### CLEs

5

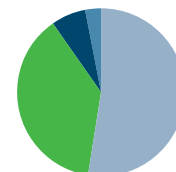
In odd numbered years, the Section designs, produces and presents a full-day CLE called the "Corporate Counsel Institute." This past year's institute was held in November 2015. In addition to the full-day CLE, the section held 3 Mini-CLEs called "Corporate Counsel Section Quarterly Dinners." Each of these networking and educational events includes one or more speakers on a topic of interest to in-house counsel.

### Financial Review

Dues	\$20.00
Total Revenue (actual)	\$34,502.24
Total Expenses (actual)	\$37,644.23
Total Fund Balance (actual)	\$47,230.57

### Expenses (actual)

Per-Member-Charge	\$19,856.25	52.75%
CLE-Related	\$14,149.82	37.59%
Member Benefits	\$2,567.24	6.82%
Executive Committee	\$1,070.92	2.84%





# Creditor Debtor Rights Section

The Creditor Debtor Rights Section offers its members numerous opportunities to stay current on relevant legal issues, comment on legislation, and participate in pro bono activities.

## Members

602

## New/Young Lawyers

16%

## Location

King County	50%
Peninsula & Southern WA	16%
Central & Eastern WA	12%
Northern WA	6%

## Employment

Public Sector/Government	3%
In-House	4%
Solo	26%
Small Firm (2-10)	32%
Medium Firm (11-50)	12%
Large Firm (51+)	9%

Sources: Year-End Section Financial Reports, Section Annual Report & WSBA Demographics Report

## Accomplishments

### Legislative Bills

6

Reviewed legislation and proposed changes to the Uniform Voidable Transfers Act.

### CLEs

1

Provided quality CLE programs, including co-sponsorship of the Northwest Bankruptcy Institute.

### Newsletters

2

### Scholarships, Donations & Grants

\$18,000

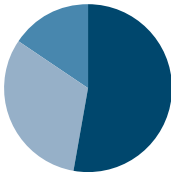
Grant funding of \$18,000 for various low income legal clinics in Washington.

## Financial Review

Dues	\$30.00
Total Revenue (actual)	\$31,188.31
Total Expenses (actual)	\$34,525.31
Total Fund Balance (actual)	\$38,598.38

## Expenses (actual)

Member Benefits	\$18,225.00	52.79%
Per-Member-Charge	\$10,950.00	31.72%
Executive Committee	\$5,350.31	15.50%



## Criminal Law Section

The Criminal Law Section seeks the participation of interested members of the Bar including prosecutors, defense counsel, and law professors, and of state and local associations, in order to benefit such members, their clients and the general public by providing the opportunity and forum for the interchange of ideas in the areas of criminal law and procedure, including corrections, penology and juvenile offenses; reviewing pending legislation; and undertaking such other service as may be of benefit to the legal profession and the public.

### Members

517

### New/Young Lawyers

27%

### Location

King County	33%
Peninsula & Southern WA	28%
Central & Eastern WA	19%
Northern WA	11%

### Employment

Public Sector/Government	18%
In-House	0%
Solo	37%
Small Firm (2–10)	26%
Medium Firm (11–50)	2%
Large Firm (51+)	2%

Sources: Year-End Section Financial Reports, Section Annual Report & WSBA Demographics Report

### Accomplishments

#### CLEs

4

The section hosted two Mini-CLEs, including a CLE in Spokane for the second year in a row. The section also sponsored two Criminal Justice Institutes (CJI) this past year.

#### Resources

1

The section provided, as a service to its membership, the Criminal Caselaw Notebook in electronic form and as an app. The notebook, created by Judge Ronald Kessler, is a resource whose value is recognized statewide.

#### Scholarships, Donations & Grants

\$5,611

The section sought the input of its membership through a survey. The survey was designed to learn what areas of legal education were of value to the members as well as what locations for legal education were most accessible. Five lucky members were randomly awarded free section memberships in return for taking the time to complete the survey.

#### New Lawyer/Law School Outreach Events

1

#### Newsletters

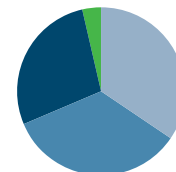
2

### Financial Review

Dues	\$30.00
Total Revenue (actual)	\$29,001.84
Total Expenses (actual)	\$25,931.24
Total Fund Balance (actual)	\$66,340.87

### Expenses (actual)

Per-Member-Charge	\$8,981.25	34.63%
Executive Committee	\$8,875.63	34.23%
Member Benefits	\$7,179.92	27.69%
CLE-Related	\$894.44	3.45%



## Elder Law Section

Elder law focuses on an array of legal issues particularly important to older people including issues relating to retirement and estate planning, powers of attorney, guardianship, private/ public long-term care and healthcare.

### Members

707

### New/Young Lawyers

18%

### Location

King County	42%
Peninsula & Southern WA	25%
Central & Eastern WA	14%
Northern WA	11%

### Employment

Public Sector/Government	3%
In-House	2%
Solo	42%
Small Firm (2-10)	37%
Medium Firm (11-50)	5%
Large Firm (51+)	2%

Sources: Year-End Section Financial Reports, Section Annual Report & WSBA Demographics Report

### Accomplishments

#### Legislation

1

In the 2016 Legislative Session, the Elder Law Section supported the passage of the Uniform Power of Attorney Act, ESSB 5635, which became effective January 1, 2017.

#### Task Force

1

The Elder Law Section Executive Committee passed a unanimous motion that a multidisciplinary Task Force be formed to examine and make recommendations regarding public guardianship in Washington.

#### Receptions/ Forums

2

#### Scholarships, Donations & Grants

\$30,000

The Elder Law Section is proud to support the Peter Greenfield Senior Advocacy Summer Internship at Columbia Legal Services, which supports a summer internship each year, rotating students from each of Washington's three law schools.

#### New Lawyer/Law School Outreach Events

1

#### CLEs

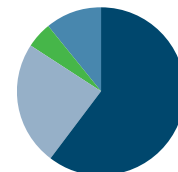
2

### Financial Review

Dues	\$35.00
Total Revenue (actual)	\$44,252.39
Total Expenses (actual)	\$53,895.65
Total Fund Balance (actual)	\$53,566.01

### Expenses (actual)

Member Benefits	\$32,542.20	60.38%
Per-Member-Charge	\$12,937.50	24.00%
CLE-Related	\$2,603.26	4.83%
Executive Committee	\$5,812.69	10.79%



## Environmental & Land Use Law Section

The Environmental & Land Use Law Section helps members keep up with this rapidly developing area of law.

### Members

875

### New/Young Lawyers

13%

### Location

King County	56%
Peninsula & Southern WA	17%
Central & Eastern WA	8%
Northern WA	6%

### Employment

Public Sector/Government	16%
In-House	6%
Solo	13%
Small Firm (2-10)	20%
Medium Firm (11-50)	10%
Large Firm (51+)	13%

Sources: Year-End Section Financial Reports, Section Annual Report & WSBA Demographics Report

### Accomplishments

#### CLEs

2

The section's most significant annual event is our three-day midyear conference which was held in Suncadia.

#### Receptions/ Forums

3

#### Collaboration

1

The section worked with the Alternative Dispute Resolution section to develop a model mediation program for land use and environmental dispute resolution.

#### Scholarships, Donations & Grants

**\$3,000**

The section has a close relationship with the environmental law organizations at the three law schools; providing grants, scholarships and networking opportunities.

#### New Lawyer/Law School Outreach Events

3

#### Newsletters

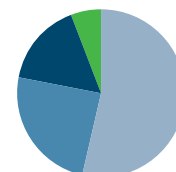
3

### Financial Review

Dues	\$35.00
Total Revenue (actual)	\$17,399.52
Total Expenses (actual)	\$29,142.65
Total Fund Balance (actual)	\$19,164.30

### Expenses (actual)

Per-Member-Charge	\$15,693.75	53.85%
Executive Committee	\$7,086.15	24.32%
Member Benefits	\$4,668.38	16.02%
CLE-Related	\$1,694.37	5.81%



## Family Law Section

The Family Law Section is devoted to improving the profession and practice of family law, to benefit its members and other family law professionals, the judiciary, and the general public. The section provides the opportunity and forum for the interchange of ideas in the area of family law, initiates and implements common projects, and reviews legislation.

### Members

1,349

### New/Young Lawyers

21%

### Location

King County	45%
Peninsula & Southern WA	26%
Central & Eastern WA	12%
Northern WA	11%

### Employment

Public Sector/Government	3%
In-House	0%
Solo	30%
Small Firm (2-10)	37%
Medium Firm (11-50)	8%
Large Firm (51+)	1%

Sources: Year-End Section Financial Reports, Section Annual Report & WSBA Demographics Report

### Accomplishments

#### Legislative Bills

34

The section reviewed proposed legislation as per prior years and provided input on proposed legislation as requested, working closely with the WSBA Legislative Affairs Manager. One section member testified on February 2, 2016, on behalf of the section in opposition to pending "paternity fraud" bills.

#### Receptions/ Forums

2

#### Resources

1

The section continued to provide input into the plain language forms as they were finalized for mandatory usage July 1, 2016. Several members of the section's executive committee served on the various committees/workgroups tasked with bringing these forms into their final format as has been the case for many years. There are 182 plain language forms at present.

#### Outreach

2

The section engaged in outreach to county bar associations across the state throughout the year on issues of interest to the Family Law Bar. The section canvassed county bar family law section members who were not also (state) Section members to gather information about perceived or actual barriers to section access in order to identify opportunities for service improvement, as well as to recruit section members.

#### Scholarships, Donations & Grants

\$340

#### CLEs

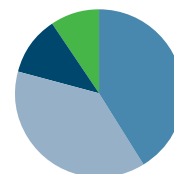
2

### Financial Review

Dues	\$35.00
Total Revenue (actual)	\$63,892.36
Total Expenses (actual)	\$64,550.14
Total Fund Balance (actual)	\$70,160.15

### Expenses (actual)

Executive Committee	\$26,670.42	41.32%
Per-Member-Charge	\$24,487.50	37.94%
Member Benefits	\$7,426.67	11.50%
CLE-Related	\$5,965.55	9.24%



# Health Law Section

The Health Law Section provides education on health law issues, provides information on new and emerging health law issues and pending legislation and regulations, provides opportunities for section members to network with other health law professionals, and connects with other organizations involved in health law matters.

## Members

399

## New/Young Lawyers

21%

## Location

King County	52%
Peninsula & Southern WA	14%
Central & Eastern WA	8%
Northern WA	5%

## Employment

Public Sector/Government	9%
In-House	23%
Solo	8%
Small Firm (2-10)	12%
Medium Firm (11-50)	17%
Large Firm (51+)	11%

Sources: Year-End Section Financial Reports, Section Annual Report & WSBA Demographics Report

## Accomplishments

### CLEs

2

The section co-sponsored a full-day annual meeting CLE in the Spring 2016. The section also held a two hour Mini-CLE in partnership with the Washington State Health Information Management Association.

### Committees

6

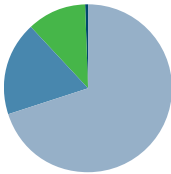
The section created several committees, including Education, Membership, Legislative and Website and is actively recruiting new members to such committees.

## Financial Review

Dues	\$20.00
Total Revenue (actual)	\$12,204.91
Total Expenses (actual)	\$10,177.02
Total Fund Balance (actual)	\$69,254.75

## Expenses (actual)

Per-Member-Charge	\$7,143.75	70.19%
Executive Committee	\$1,831.79	18.00%
CLE-Related	\$1,156.48	11.36%
Member Benefits	\$45.00	0.45%



## Indian Law Section

The Indian Law Section provides a forum for practitioners representing clients affected by Indian law, which includes federal, tribal and state laws, executive/administrative actions, and court decisions.

### Members

343

### New/Young Lawyers

20%

### Location

King County	33%
Peninsula & Southern WA	21%
Central & Eastern WA	12%
Northern WA	12%

### Employment

Public Sector/Government	29%
In-House	5%
Solo	16%
Small Firm (2–10)	16%
Medium Firm (11–50)	4%
Large Firm (51+)	7%

Sources: Year-End Section Financial Reports, Section Annual Report & WSBA Demographics Report

### Accomplishments

#### CLEs

1

The section held a successful annual CLE on May 12, 2016.

#### Receptions/ Forums

1

#### Member Benefits

1

The executive committee dedicated substantial time this year to working on numerous WSBA proposals that would significantly affect the operation of Sections.

#### Scholarships, Donations & Grants

**\$5,000**

The section began developing a mentorship and scholarship program for law students and young lawyers involved in Indian law and looks forward to continuing to work on these programs in cooperation with the Northwest Indian Bar Association. The executive committee has budgeted \$5,000 for scholarships in the coming year.

#### New Lawyer/Law School Outreach Events

2

#### Newsletters

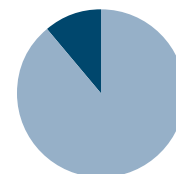
2

### Financial Review

Dues	\$25.00
Total Revenue (actual)	\$12,724.86
Total Expenses (actual)	\$6,893.75
Total Fund Balance (actual)	\$50,697.95

### Expenses (actual)

Per-Member-Charge	\$6,131.25	88.94%
Member Benefits	\$762.50	11.06%



# Intellectual Property Section

The Intellectual Property Section focuses on patents, trademarks, copyrights, trade secrets, and related matters.

## Members

981

## New/Young Lawyers

22%

## Location

King County	69%
Peninsula & Southern WA	5%
Central & Eastern WA	7%
Northern WA	3%

## Employment

Public Sector/Government	2%
In-House	21%
Solo	12%
Small Firm (2-10)	13%
Medium Firm (11-50)	13%
Large Firm (51+)	11%

Sources: Year-End Section Financial Reports, Section Annual Report & WSBA Demographics Report

## Accomplishments

### CLEs

4

The 21st Annual IP Institute CLE was a huge success and included a keynote speaker from a national and international IP monetization firm.

### Member Benefits

1

Reviewed and explored USPTO Pro-Bono Patent Prosecution Referral Program.

### Scholarships, Donations & Grants

\$9,340

Funded Washington Lawyers for the Arts's distance-delivery program, a program which seeks to provide general legal education on intellectual property laws to artists located in Washington, but outside the Seattle area.

### New Lawyer/Law School Outreach Events

2

### Receptions/ Forums

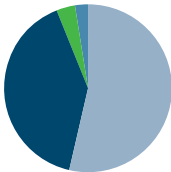
2

## Financial Review

Dues	\$25.00
Total Revenue (actual)	\$31,322.01
Total Expenses (actual)	\$32,986.40
Total Fund Balance (actual)	\$86,818.48

## Expenses (actual)

Per-Member-Charge	\$17,737.50	53.77%
Member Benefits	\$13,294.55	40.30%
CLE-Related	\$1,190.29	3.61%
Executive Committee	\$764.06	2.32%





## International Practice Section

The International Practice Section has a broad focus that includes not only the study of current developments in the field of international law but also immigration law, international transactional work, and international dispute resolution. Members represent a wide variety of backgrounds and practices, including full-time and part-time practitioners, government, business, foreign lawyers, academia, internationally-focused law students, and those simply intellectually interested.

### Members

316

### New/Young Lawyers

22%

### Location

King County	64%
Peninsula & Southern WA	5%
Central & Eastern WA	4%
Northern WA	6%

### Employment

Public Sector/Government	5%
In-House	17%
Solo	18%
Small Firm (2-10)	16%
Medium Firm (11-50)	8%
Large Firm (51+)	11%

Sources: Year-End Section Financial Reports, Section Annual Report & WSBA Demographics Report

### Accomplishments

#### New Lawyer/Law School Outreach Events

1

The section held three major events in the 2015-2016 year: a New Year Kickoff Event, a Spring CLE and networking event, and a combined Foreign Lawyer's Reception / Annual General Meeting.

#### Receptions/Forums

4

The section held three major events in the 2015-2016 year: a New Year Kickoff Event, a Spring CLE and networking event, and a combined Foreign Lawyer's Reception / Annual General Meeting.

#### CLEs

9

The section provided 10.5 credits worth of brown-bag Mini-CLEs at no cost to section members, in addition to another 4.0 credits worth of CLEs in conjunction with the 3 major events.

#### Scholarships, Donations & Grants

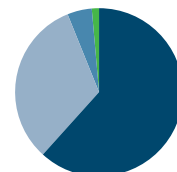
\$1,000

### Financial Review

Dues	\$40.00
Total Revenue (actual)	\$19,670.67
Total Expenses (actual)	\$17,115.38
Total Fund Balance (actual)	\$16,252.05

### Expenses (actual)

Member Benefits	\$10,562.67	61.71%
Per-Member-Charge	\$5,512.50	32.21%
Executive Committee	\$820.21	4.79%
CLE-Related	\$220.00	1.29%



## Juvenile Law Section

The Juvenile Law Section provides an opportunity for legal professionals who work with juveniles and their families in child welfare and juvenile justice to meet together and work collaboratively on issues facing their clients.

### Members

213

### New/Young Lawyers

21%

### Location

King County	52%
Peninsula & Southern WA	19%
Central & Eastern WA	13%
Northern WA	10%

### Employment

Public Sector/Government	26%
In-House	0%
Solo	30%
Small Firm (2-10)	18%
Medium Firm (11-50)	4%
Large Firm (51+)	1%

Sources: Year-End Section Financial Reports, Section Annual Report & WSBA Demographics Report

### Accomplishments

#### New Lawyer/Law School Outreach Events

2

In May, the Dependency and Child Welfare Committee, in partnership with the Court Improvement Training Academy (CITA) held a Mini-CLE at the University of Washington Law School entitled "Medicaid Insured Youth Access to Mental Health Services." In August, the section collaborated with Team Child, the Western Juvenile Defender Center and the University of Washington School of Law by providing support and some financial assistance to a CLE that was held at the University of Washington Law School on "Youth as a Mitigating Factor" The Reasonable Juvenile Standard."

#### Scholarships, Donations & Grants

\$350

#### CLEs

3

The section's annual meeting and CLE was held in November 2015 at the University of Washington (UW) School of Law, co-sponsored by the UW School of Law. A social hour was held after the CLE and meeting that was well attended. In September 2016, the Civil Legal Needs Subcommittee held a Mini-CLE on the right to counsel. This CLE was held at King County Juvenile Court.

#### Reception/Forum

1

#### Legislative Bills

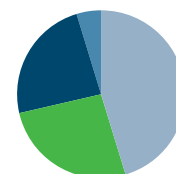
30

### Financial Review

Dues	\$30.00
Total Revenue (actual)	\$5,981.52
Total Expenses (actual)	\$8,191.25
Total Fund Balance (actual)	\$8,361.73

### Expenses (actual)

Per-Member-Charge	\$3,712.50	45.32%
CLE-Related	\$2,149.84	26.25%
Member Benefits	\$1,947.75	23.78%
Executive Committee	\$381.16	4.65%



# Labor & Employment Law Section

The Labor & Employment Law Section fosters and promotes integrity, expertise, and greater understanding with the labor and employment law community throughout Washington. The section coordinates events that keep practitioners informed on the latest developments in employment law, which promotes competency and ethical practice in the bar.

### Members

1,045

### New/Young Lawyers

21%

### Location

King County	60%
Peninsula & Southern WA	11%
Central & Eastern WA	9%
Northern WA	4%

### Employment

Public Sector/Government	8%
In-House	14%
Solo	10%
Small Firm (2-10)	19%
Medium Firm (11-50)	13%
Large Firm (51+)	11%

Sources: Year-End Section Financial Reports, Section Annual Report & WSBA Demographics Report

### Accomplishments

#### Receptions/ Forums

2

The section sponsored an ethics event and social networking opportunity this past year with the regional division of the national association of labor arbitrators (NAA). It was also well-attended and well-received.

#### New Lawyer/Law School Outreach Events

MULTIPLE

#### Scholarships, Donations & Grants

\$9,000

#### CLEs

3

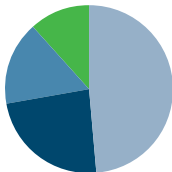
The section hosted a Mini-CLE in Yakima in September, which was the first time the section held any such event in the central valley. The section had 70 registrants and several more walk-in attendees. The event featured a panel discussion with federal judges in the Eastern District (Chief Judge Rice and Judge Bastian), as well as a vibrant panel discussion about labor and employment issues in the agricultural sector. The section has also strived, and will continue to strive, to increase access education and networking opportunities for legal professionals in the central and eastern parts of the State. For example, the section continued to offer their "East of the Mountains" Mini-CLE and networking events in Spokane and Yakima at no charge to attendees.

### Financial Review

Dues	\$30.00
Total Revenue (actual)	\$49,999.59
Total Expenses (actual)	\$38,544.68
Total Fund Balance (actual)	\$88,149.42

### Expenses (actual)

Per-Member-Charge	\$18,787.50	48.74%
Member Benefits	\$9,101.67	23.61%
Executive Committee	\$6,170.23	16.01%
CLE-Related	\$4,485.28	11.64%



# Legal Assistance to Military Personnel Section

The Legal Assistance to Military Personnel (LAMP) Section addresses matters related to the rendition of appropriate and efficient legal service to members of the Armed Forces of the United States.

### Members

115

### New/Young Lawyers

18%

### Location

King County	35%
Peninsula & Southern WA	36%
Central & Eastern WA	10%
Northern WA	3%

### Employment

Public Sector/Government	30%
In-House	3%
Solo	23%
Small Firm (2-10)	18%
Medium Firm (11-50)	3%
Large Firm (51+)	2%

Sources: Year-End Section Financial Reports, Section Annual Report & WSBA Demographics Report

### Accomplishments

#### CLEs

2

Hosted and participated in CLE training events for military and civilian attorneys.

#### Pro Bono

1

Continued working with and promoting the WSBA "Call to Duty" pro bono legal aid events.

#### Scholarships, Donations & Grants

\$2,000

Contributed to and endorsed the NW Justice Project's Equal Justice Works-AmeriCorps Veterans Fellowship.

#### New Lawyer/Law School Outreach Events

2

#### Legislative Bills

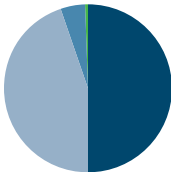
8

### Financial Review

Dues	\$35.00
Total Revenue (actual)	\$3,604.66
Total Expenses (actual)	\$4,232.75
Total Fund Balance (actual)	\$11,579.10

### Expenses (actual)

Member Benefits	\$2,125.00	50.20%
Per-Member-Charge	\$1,893.75	44.74%
Executive Committee	\$200.00	4.73%
CLE-Related	\$14.00	0.33%



## Lesbian Gay Bisexual Transgender Law Section

The Lesbian Gay Bisexual Transgender Law Section (LGBT Law) seeks to support understanding among WSBA members of the legal needs of lesbian, gay, bisexual, and transgendered (LGBT) residents of Washington.

### Members

121

### New/Young Lawyers

22%

### Location

King County	65%
Peninsula & Southern WA	11%
Central & Eastern WA	7%
Northern WA	7%

### Employment

Public Sector/Government	10%
In-House	4%
Solo	22%
Small Firm (2–10)	20%
Medium Firm (11–50)	11%
Large Firm (51+)	12%

Sources: Year-End Section Financial Reports, Section Annual Report & WSBA Demographics Report

### Accomplishments

#### Newsletters

1

#### Community Involvement

2

The Section actively supported the establishment of LGBT Section of the Spokane County Bar Association, sending a letter of recommendation to the SCBA governing board which explained the importance of creating an LGBT Section to address the legal needs of the community.

#### Reception/Forum

2

#### CLEs

3

The LGBT Law Section co-sponsored a day-long CLE with WSBA and the Civil Rights Section addressing a wide range of legal issues facing the LGBT community and a Mini-CLE on LGBT immigration issues in September. The Section held its Annual Meeting in November 2015 with guest speakers and a CLE focused on the Arlene's Flowers discrimination case brought by the Attorney General of Washington, and on "religious exemption" laws and lawsuits across the state and nation.

#### Legislative Bills

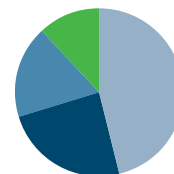
5

### Financial Review

Dues	\$30.00
Total Revenue (actual)	\$4,013.80
Total Expenses (actual)	\$4,413.66
Total Fund Balance (actual)	\$6,936.21

### Expenses (actual)

Per-Member-Charge	\$2,043.75	46.31%
Member Benefits	\$1,066.38	24.16%
Executive Committee	\$781.22	17.70%
CLE-Related	\$522.31	11.83%



## Litigation Section

The Litigation Section strives to be the voice of civil litigators practicing in Washington state. The section is involved in a wide range of activities that interest those who handle civil matters in superior or federal courts. Activities include review and formal input concerning legislation and rule making, annual midyear trial skills seminar and support for litigation skills training.

### Members

1,251

### New/Young Lawyers

26%

### Location

King County	58%
Peninsula & Southern WA	11%
Central & Eastern WA	8%
Northern WA	4%

### Employment

Public Sector/Government	3%
In-House	4%
Solo	12%
Small Firm (2-10)	25%
Medium Firm (11-50)	20%
Large Firm (51+)	15%

Sources: Year-End Section Financial Reports, Section Annual Report & WSBA Demographics Report

### Accomplishments

#### CLEs

1

In conjunction with the section's annual meeting, the section co-sponsored their annual CLE on the topic of "Effective Tools for the 21st Century Litigator."

#### New Lawyer/Law School Outreach Events

5

The section awarded scholarships and/or contributed to the grant programs at all three Washington law schools.

#### Task Force

1

The section conducted intensive review and analysis of the Escalating Cost of Civil Litigation (ECCL) Task Force proposals to share with the WSBA Board of Governors and the Supreme Court.

#### Receptions/Forums

1

#### Scholarships, Donations & Grants

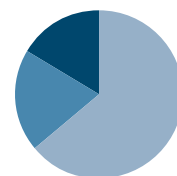
\$2,500

### Financial Review

Dues	\$30.00
Total Revenue (actual)	\$35,371.08
Total Expenses (actual)	\$34,549.19
Total Fund Balance (actual)	\$56,858.79

### Expenses (actual)

Per-Member-Charge	\$22,162.50	64.15%
Executive Committee	\$6,727.50	19.47%
Member Benefits	\$5,659.19	16.38%



# Low Bono Section

The Low Bono Section is a community for legal professionals, law students, and others who are committed to providing, promoting, and learning about low bono services.

## Members

135

## New/Young Lawyers

40%

## Location

King County	63%
Peninsula & Southern WA	13%
Central & Eastern WA	9%
Northern WA	10%

## Employment

Public Sector/Government	10%
In-House	1%
Solo	44%
Small Firm (2-10)	24%
Medium Firm (11-50)	3%
Large Firm (51+)	1%

Sources: Year-End Section Financial Reports, Section Annual Report & WSBA Demographics Report

## Accomplishments

### CLEs

8

Hanging Your Own Shingle full-day CLE held in January 2016.

### Member Benefits

1

Continue developing several member benefits including the section's blog on NWSidebar, a robust list serve, free mini-CLEs, and CHAMPS (Coffee House Attorney Mentor Program).

### New Lawyer/Law School Outreach Events

4

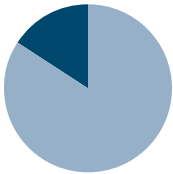
Fostering partnerships with the Access to Justice Institute, Moderate Means Program, Seattle University and Gonzaga Law Schools, and Access to Justice Board.

## Financial Review

Dues	\$30.00
Total Revenue (actual)	\$4,277.66
Total Expenses (actual)	\$2,688.24
Total Fund Balance (actual)	\$4,051.72

## Expenses (actual)

Per-Member-Charge	\$2,268.75	84.40%
Member Benefits	\$419.49	15.60%



## Real Property, Probate & Trust Section

The Real Property, Probate & Trust (RPPT) Section supports the WSBA with regard to those matters which concern the practice of law in the areas of real property, probate, trusts and estates and to otherwise serve members by helping them realize their professional goals. The section assists members in achieving the highest standards of competence, professionalism and ethics and assists the legislature in the enactment and improvement of laws.

### Members

2,381

### New/Young Lawyers

15%

### Location

King County	49%
Peninsula & Southern WA	17%
Central & Eastern WA	12%
Northern WA	9%

### Employment

Public Sector/Government	2%
In-House	4%
Solo	30%
Small Firm (2-10)	30%
Medium Firm (11-50)	12%
Large Firm (51+)	6%

Sources: Year-End Section Financial Reports, Section Annual Report & WSBA Demographics Report

### Accomplishments

#### Newsletters

4

The section published four high quality newsletters.

#### Receptions/ Forums

2

#### CLEs

5

The section co-sponsored four full-day CLEs and a Midyear conference. At the midyear, the section's co-website editors reintroduced the section members to the section's website and list serves.

#### New Lawyer/Law School Outreach Events

4

The section developed and launched a fellows program designed to recruit and train the next generation of RPPT leadership. This past year, the section selected the first two fellows.

#### Scholarships, Donations & Grants

\$2,425

#### Legislative Bills

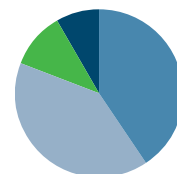
50

### Financial Review

Dues	\$25.00
Total Revenue (actual)	\$102,925.04
Total Expenses (actual)	\$109,117.54
Total Fund Balance (actual)	\$113,961.58

### Expenses (actual)

Executive Committee	\$44,306.98	40.60%
Per-Member-Charge	\$44,025.00	40.35%
CLE-Related	\$11,790.41	10.81%
Member Benefits	\$8,995.15	8.24%





# Senior Lawyers Section

Despite its name, the Senior Lawyers Section is open to lawyers of any age or practice experience. As one of the few WSBA sections that does not focus on a particular area of the law, the section engages in robust discussions about their members’ identity, navigating legal practice and life transitions, and keeping up to date on developments in the law.

## Members

305

## New/Young Lawyers

1%

## Location

King County	59%
Peninsula & Southern WA	16%
Central & Eastern WA	9%
Northern WA	11%

## Employment

Public Sector/Government	4%
In-House	2%
Solo	41%
Small Firm (2–10)	21%
Medium Firm (11–50)	9%
Large Firm (51+)	3%

Sources: Year-End Section Financial Reports, Section Annual Report & WSBA Demographics Report

## Accomplishments

### Newsletters

2

The section produced 2 newsletters, which included recaps of prior section CLEs and other articles written by section members.

### Committees

1

The executive committee (EC) met nine times during the year. The EC spent considerable time discussing the present and future of the section, in light of the changing demographics of the profession, and how to make the section attract more legal professionals of all ages and practice experience.

### CLEs

1

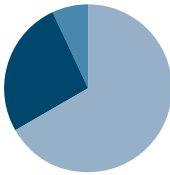
The section co-sponsored another successful Annual Meeting in May at the SeaTac Marriott, with over 100 lawyers in attendance. The conference theme, “The Changing Landscape”, featured relevant presentations by notable speakers that appealed to the broad base that distinguishes the makeup of section membership.

## Financial Review

Dues	\$25.00
Total Revenue (actual)	\$7,729.51
Total Expenses (actual)	\$8,279.68
Total Fund Balance (actual)	\$9,357.04

## Expenses (actual)

Per-Member-Charge	\$5,531.25	66.80%
Member Benefits	\$2,195.51	26.52%
Executive Committee	\$552.92	6.68%



## Solo & Small Practice Section

The Solo & Small Practice Section helps solo and small practice attorneys and other legal professionals to ethically conduct a profitable, satisfying business by acting as a clearinghouse for qualified law practice management and technology information.

### Members

1,041

### New/Young Lawyers

23%

### Location

King County	52%
Peninsula & Southern WA	20%
Central & Eastern WA	10%
Northern WA	11%

### Employment

Public Sector/Government	2%
In-House	1%
Solo	62%
Small Firm (2-10)	28%
Medium Firm (11-50)	2%
Large Firm (51+)	0%

Sources: Year-End Section Financial Reports, Section Annual Report & WSBA Demographics Report

### Accomplishments

#### CLEs

10

Producing 8 free mini-CLEs for the sections our members; exceeding the goal of 6 and doubled last year's total of 4; An excellent annual one-day CLE; Sponsoring and participating in the Solo & Small Firm Conference, including hosting the opening day reception.

#### Scholarships, Donations & Grants

\$1,875

#### Reception/Forum

2

#### New Lawyer/Law School Outreach Events

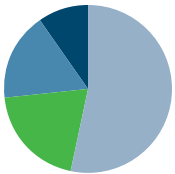
4

### Financial Review

Dues	\$35.00
Total Revenue (actual)	\$42,844.48
Total Expenses (actual)	\$35,822.80
Total Fund Balance (actual)	\$51,094.55

### Expenses (actual)

Per-Member-Charge	\$19,125.00	53.39%
CLE-Related	\$7,175.55	20.03%
Executive Committee	\$6,102.68	17.04%
Member Benefits	\$3,419.57	9.54%



## Taxation Section

The Taxation Section provides current information on federal and state tax issues that directly affect practitioners in Washington.

### Members

664

### New/Young Lawyers

25%

### Location

King County	57%
Peninsula & Southern WA	11%
Central & Eastern WA	11%
Northern WA	4%

### Employment

Public Sector/Government	5%
In-House	6%
Solo	17%
Small Firm (2–10)	20%
Medium Firm (11–50)	10%
Large Firm (51+)	11%

Sources: Year-End Section Financial Reports, Section Annual Report & WSBA Demographics Report

### Accomplishments

#### Legislative Bills

50

Very active legislative engagement and review process.

#### Newsletters

1

#### New Lawyer/Law School Outreach Events

2

The Tax Section has had success with program and social event sponsorship, fostering new and young lawyer membership and promoting diversity among its members and leadership.

#### Scholarships, Donations & Grants

\$1,875

#### Receptions/ Forums

2

#### CLEs

2

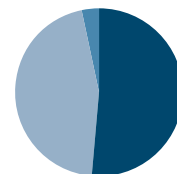
Annual Taxation Luncheon at the Columbia Tower Club.

### Financial Review

Dues	\$35.00
Total Revenue (actual)	\$30,752.73
Total Expenses (actual)	\$26,408.40
Total Fund Balance (actual)	\$57,160.05

### Expenses (actual)

Member Benefits	\$13,608.66	51.53%
Per-Member-Charge	\$11,981.25	45.37%
Executive Committee	\$818.49	3.10%



# World Peace Through Law Section

The World Peace Through Law Section focuses on international affairs and issues of war, peace, and law.

### Members

114

### New/Young Lawyers

6%

### Location

King County	58%
Peninsula & Southern WA	15%
Central & Eastern WA	7%
Northern WA	6%

### Employment

Public Sector/Government	18%
In-House	2%
Solo	25%
Small Firm (2-10)	18%
Medium Firm (11-50)	2%
Large Firm (51+)	7%

Sources: Year-End Section Financial Reports, Section Annual Report & WSBA Demographics Report

### Accomplishments

#### CLEs

2

Developed CLE programming plan.

#### Communication

1

Active list serve sharing regional and international issues of interest with the membership.

#### Leadership

1

Focused on selecting and developing strong section leadership to carry the section forward.

### Financial Review

Dues	\$30.00
Total Revenue (actual)	\$3,145.57
Total Expenses (actual)	\$2,362.99
Total Fund Balance (actual)	\$15,627.41

### Expenses (actual)

Per-Member-Charge	\$1,931.25	81.73%
CLE-Related	\$413.69	17.51%
Executive Committee	\$18.05	0.76%

